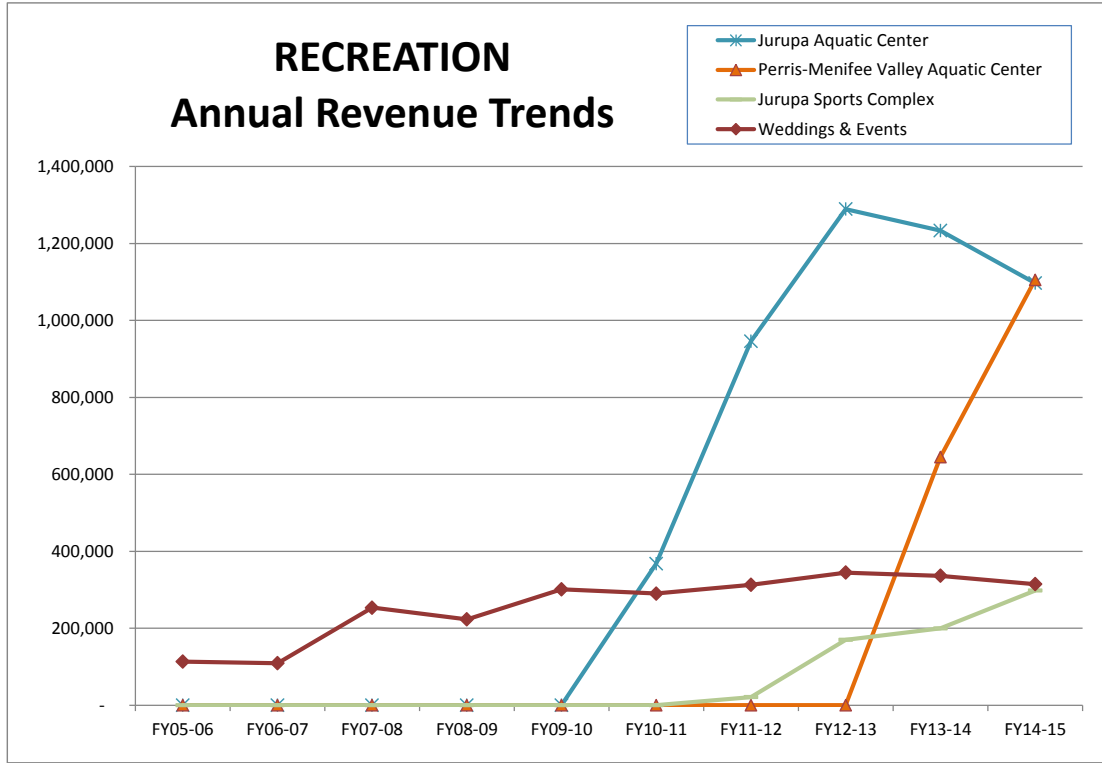




**REGIONAL PARK AND OPEN SPACE DISTRICT  
HISTORICAL PARK REVENUE**



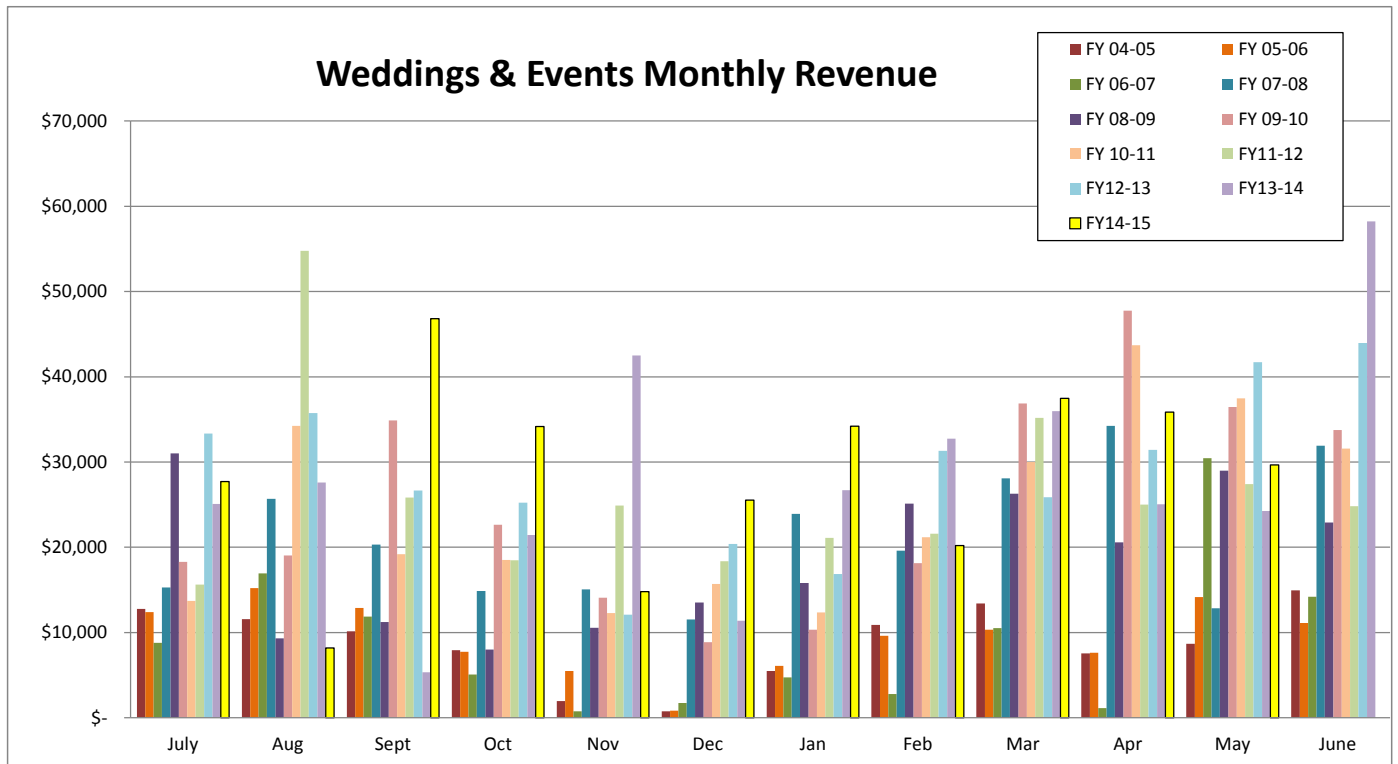
PARK	FY05-06	FY06-07	FY07-08	FY08-09	FY09-10	FY10-11	FY11-12	FY12-13	FY13-14	FY14-15	
Jurupa Aquatic Center	-	-	-	-	-	367,813	945,850	1,289,612	1,233,712	1,096,998	89%
Perris-Menifee Valley Aquatic Center	-	-	-	-	-	-	-	-	644,834	1,105,483	171%
Jurupa Sports Complex	-	-	-	-	-	-	20,950	169,977	199,466	298,072	149%
Weddings & Events	113,445	108,980	253,362	223,289	301,088	289,892	313,025	344,577	336,236	314,533	94%



REGIONAL PARK AND OPEN SPACE DISTRICT

HISTORICAL PARK REVENUE

**Weddings & Events**



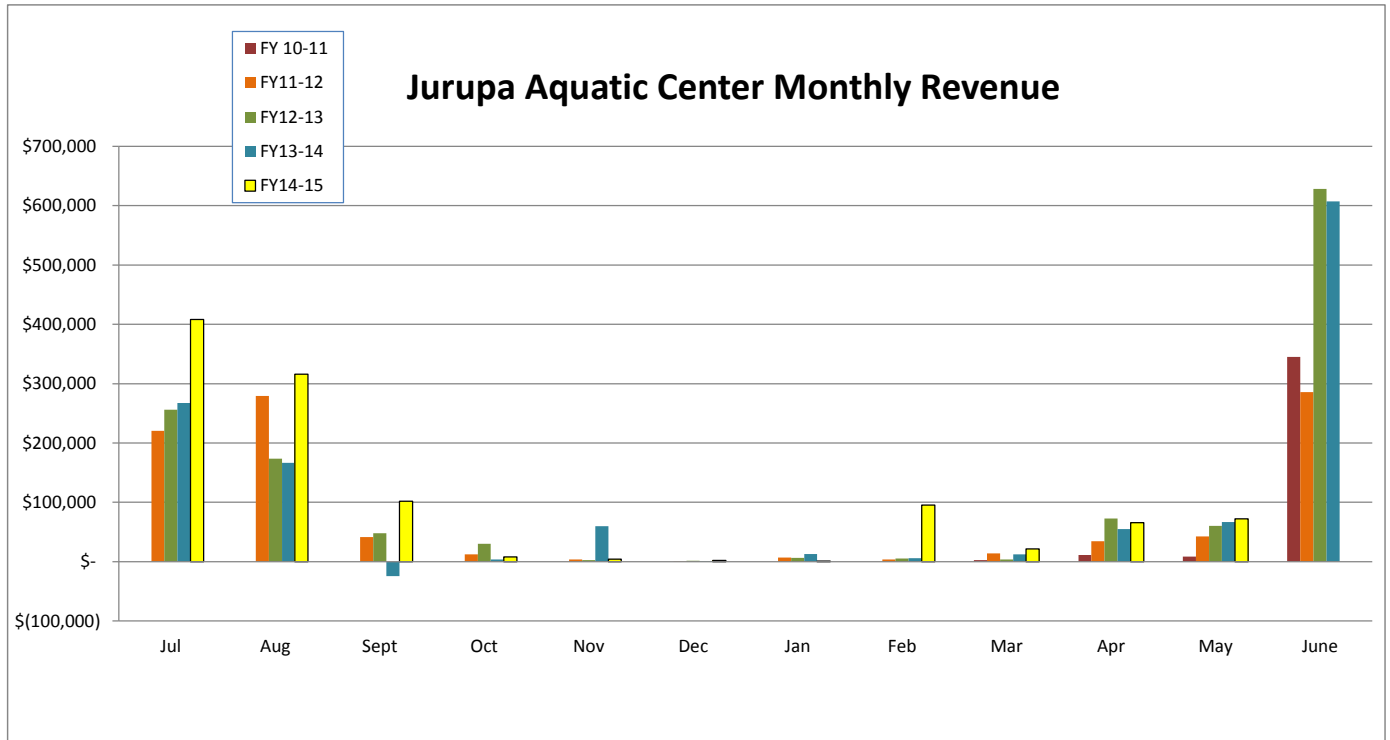
<b>Fiscal Year</b>	July	Aug	Sept	Oct	Nov	Dec	Jan	Feb	Mar	Apr	May	June	<b>Total</b>
FY 04-05	12,755	11,575	10,150	7,925	1,963	750	5,500	10,888	13,412	7,538	8,688	14,950	<b>\$106,094</b>
FY 05-06	12,375	15,211	12,888	7,726	5,488	850	6,088	9,600	10,338	7,613	14,168	11,100	<b>\$113,445</b>
FY 06-07	8,774	16,941	11,860	5,061	750	1,750	4,750	2,800	10,500	1,145	30,451	14,198	<b>\$108,980</b>
FY 07-08	15,283	25,673	20,330	14,879	15,050	11,530	23,928	19,595	28,068	34,253	12,855	31,918	<b>\$253,362</b>
FY 08-09	31,014	9,310	11,235	8,018	10,540	13,510	15,824	25,115	26,273	20,559	28,978	22,913	<b>\$223,289</b>
FY 09-10	18,275	19,038	34,868	22,650	14,095	8,860	10,330	18,125	36,884	47,760	36,445	33,758	<b>\$301,088</b>
FY 10-11	13,725	34,232	19,188	18,523	12,295	15,699	12,368	21,175	29,991	43,683	37,458	31,558	<b>\$289,892</b>
FY11-12	15,610	54,757	25,834	18,489	24,875	18,377	21,103	21,602	35,169	25,002	27,389	24,818	<b>\$313,025</b>
FY12-13	33,355	35,743	26,658	25,237	12,105	20,372	16,850	31,309	25,851	31,412	41,717	43,970	<b>\$344,577</b>
FY13-14	25,074	27,593	5,320	21,451	42,497	11,365	26,687	32,723	35,971	25,059	24,271	58,225	<b>\$336,236</b>
FY14-15	27,707	8,176	46,821	34,152	14,781	25,525	34,196	20,185	37,485	35,858	29,649		<b>\$314,533</b>



REGIONAL PARK AND OPEN SPACE DISTRICT

HISTORICAL PARK REVENUE

**Jurupa Aquatic Center**



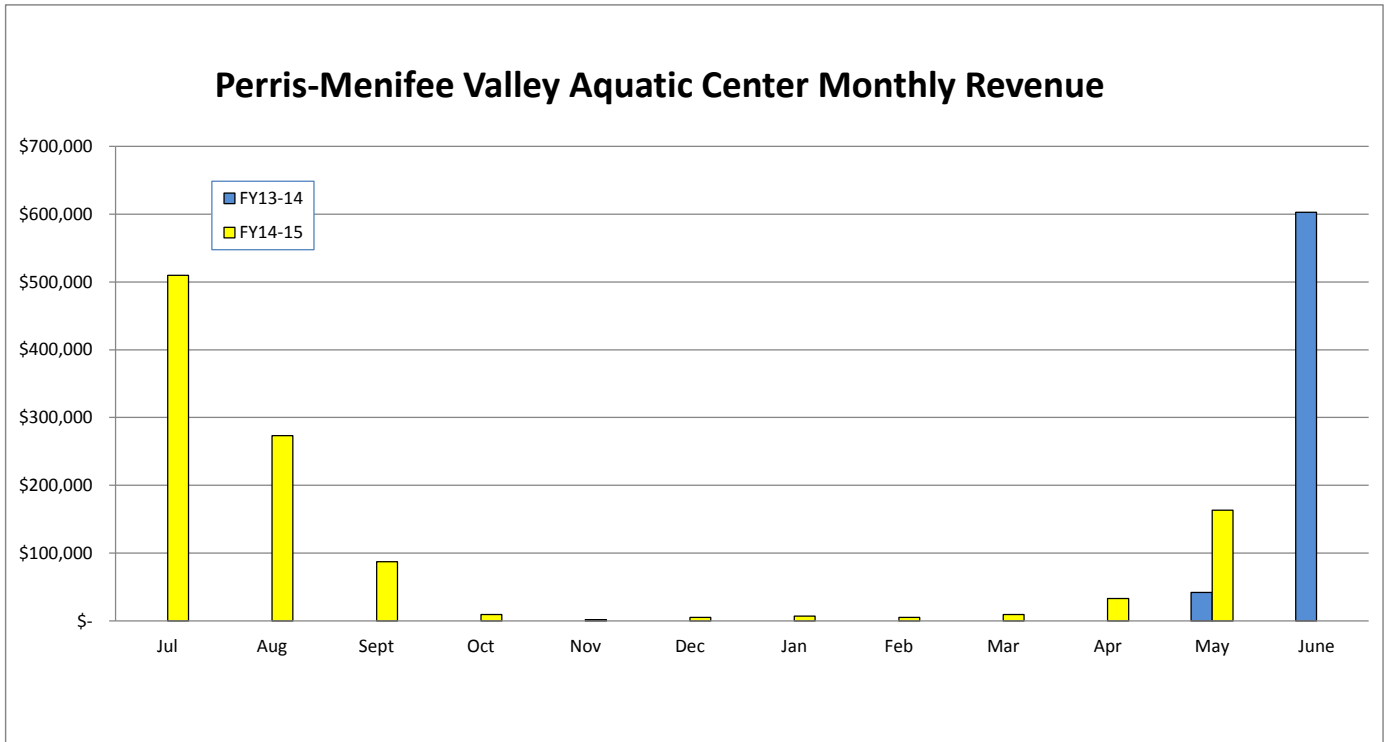
Fiscal Year	Jul	Aug	Sept	Oct	Nov	Dec	Jan	Feb	Mar	Apr	May	June	Total
FY 10-11	-	-	-	-	-	-	-	-	2,880	11,304	8,530	345,099	<b>\$367,813</b>
FY 11-12	220,481	279,219	41,566	12,519	3,730	659	7,004	3,957	13,872	34,325	42,605	285,913	<b>\$945,850</b>
FY 12-13	256,256	173,739	48,111	30,345	2,554	1,730	6,453	5,303	3,941	72,720	60,397	628,065	<b>\$1,289,612</b>
FY 13-14	267,370	166,714	(24,420)	3,544	59,699	929	12,800	5,671	12,428	55,142	66,907	606,927	<b>\$1,233,712</b>
FY 14-15	408,293	315,911	102,097	8,248	4,285	2,066	1,178	95,312	21,260	65,969	72,379		<b>\$1,096,998</b>



REGIONAL PARK AND OPEN SPACE DISTRICT

HISTORICAL PARK REVENUE

**Perris-Menifee Valley Aquatic Center**



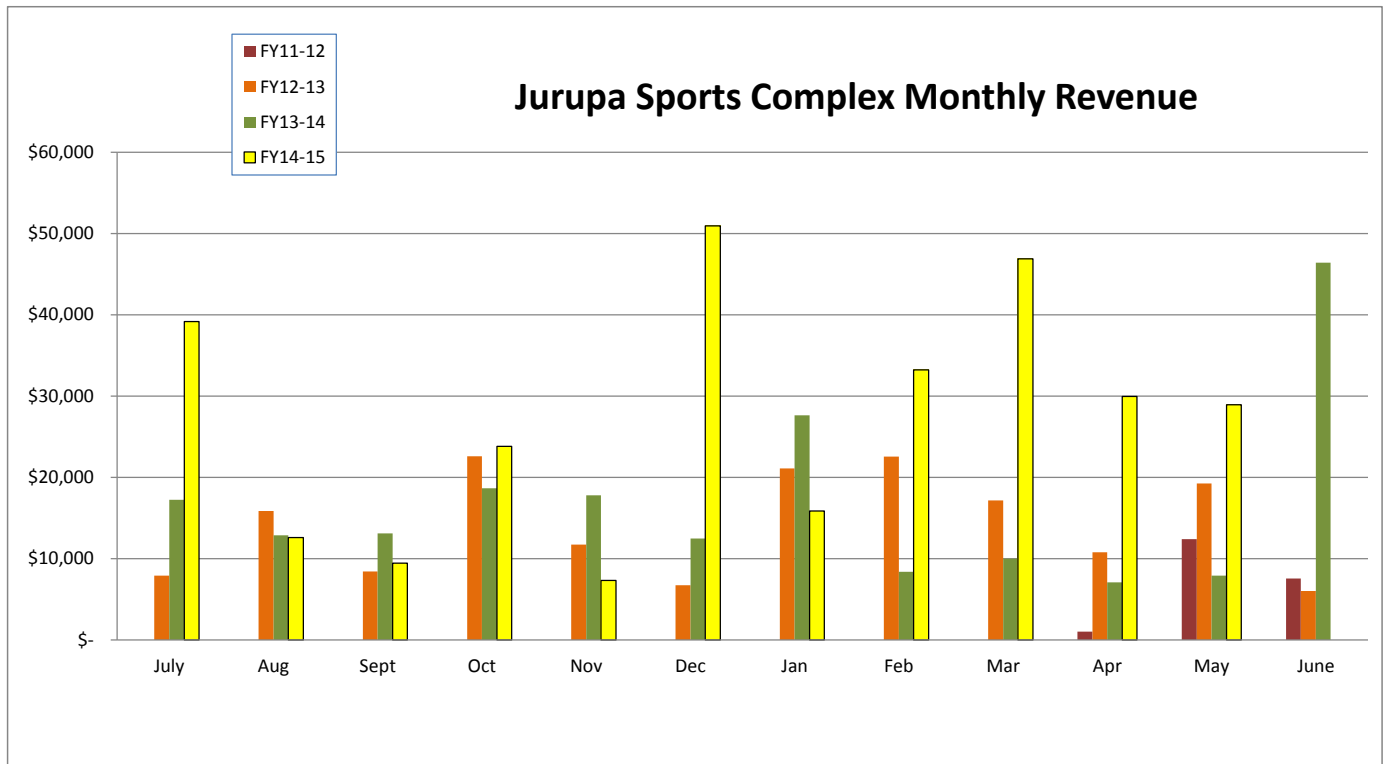
Fiscal Year	Jul	Aug	Sept	Oct	Nov	Dec	Jan	Feb	Mar	Apr	May	June	Total
FY13-14											42,025	602,809	<b>\$644,834</b>
FY14-15	509,662	273,331	87,450	9,630	1,793	5,312	7,203	5,227	9,724	32,934	163,216		<b>\$1,105,483</b>



REGIONAL PARK AND OPEN SPACE DISTRICT

HISTORICAL PARK REVENUE

***Jurupa Sports Complex***



Fiscal Year	July	Aug	Sept	Oct	Nov	Dec	Jan	Feb	Mar	Apr	May	June	Total
FY11-12	-	-	-	-	-	-	-	-	-	1,025	12,395	7,530	<b>\$20,950</b>
FY12-13	7,916	15,860	8,405	22,587	11,720	6,712	21,088	22,548	17,138	10,763	19,225	6,017	<b>\$169,977</b>
FY13-14	17,245	12,848	13,100	18,645	17,785	12,462	27,628	8,360	9,998	7,085	7,891	46,420	<b>\$199,466</b>
FY14-15	39,163	12,595	9,425	23,815	7,320	50,925	15,855	33,200	46,894	29,948	28,933	-	<b>\$298,072</b>