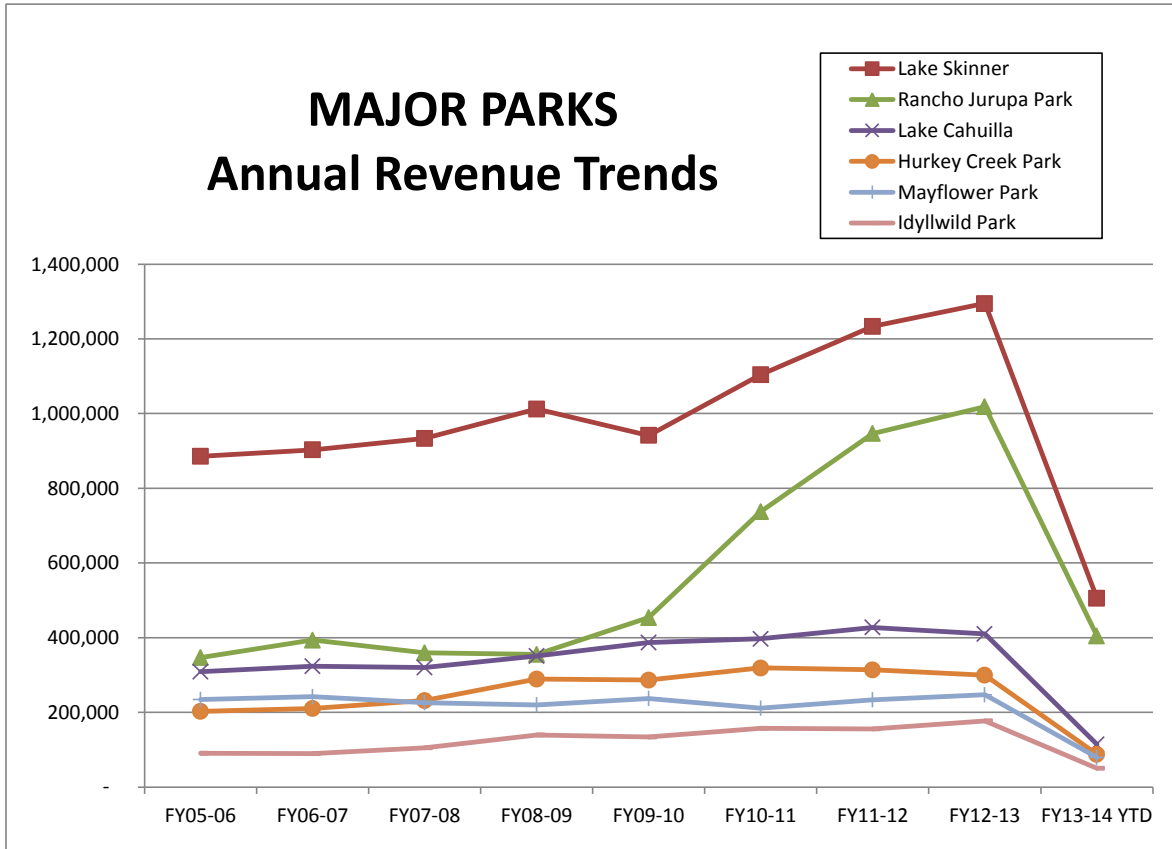




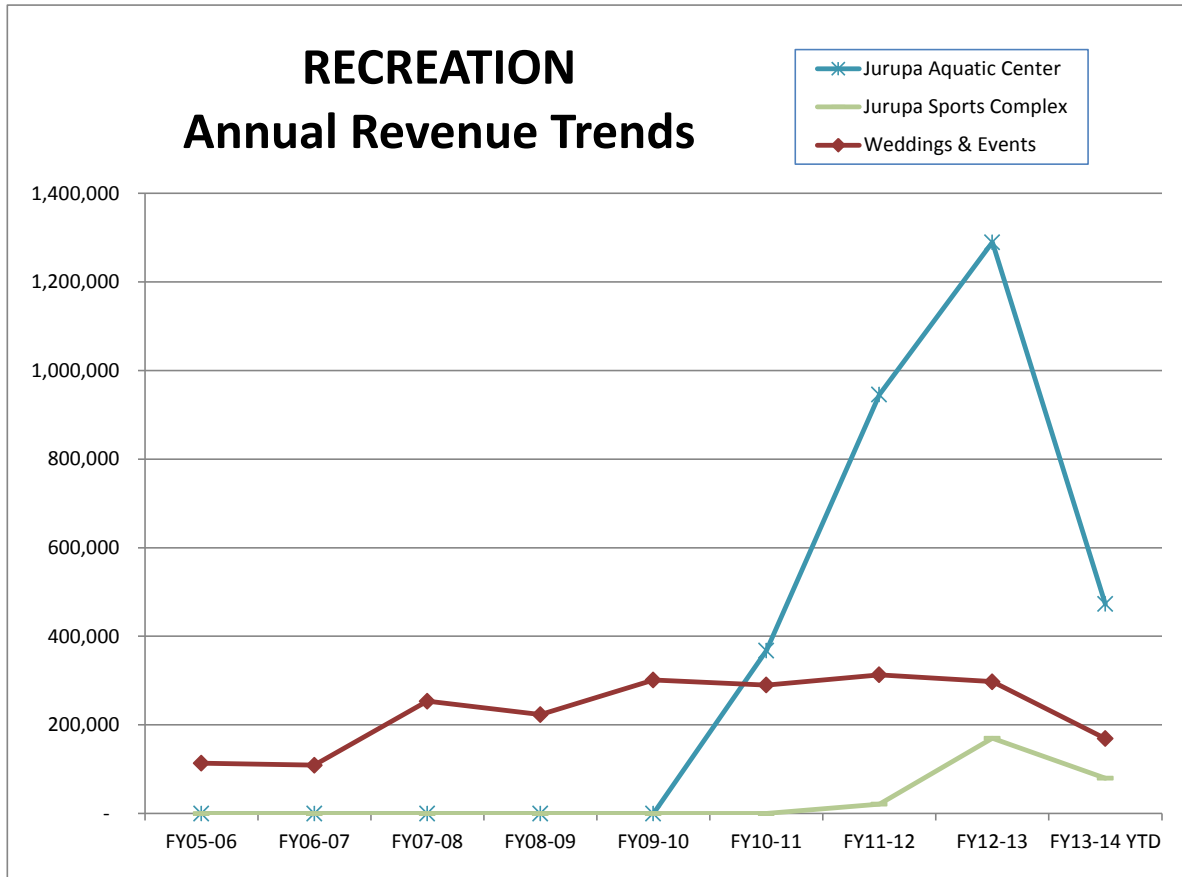
**REGIONAL PARK AND OPEN SPACE DISTRICT
HISTORICAL PARK REVENUE**



PARK	FY05-06	FY06-07	FY07-08	FY08-09	FY09-10	FY10-11	FY11-12	FY12-13	FY13-14 YTD
Lake Skinner	885,840	903,129	933,632	1,012,194	941,645	1,103,979	1,233,259	1,294,773	505,850
Rancho Jurupa Park	346,611	393,455	359,608	354,983	453,646	737,156	946,556	1,018,778	404,629
Lake Cahuilla	309,128	323,369	320,111	350,824	386,608	396,874	427,506	410,299	114,486
Hurkey Creek Park	203,069	210,851	231,575	289,099	286,316	319,011	313,870	299,536	87,871
Mayflower Park	234,416	242,102	225,823	220,144	237,245	211,053	233,805	247,349	79,068
Idyllwild Park	90,378	89,712	105,278	139,235	134,116	157,368	155,806	177,186	50,670



**REGIONAL PARK AND OPEN SPACE DISTRICT
HISTORICAL PARK REVENUE**



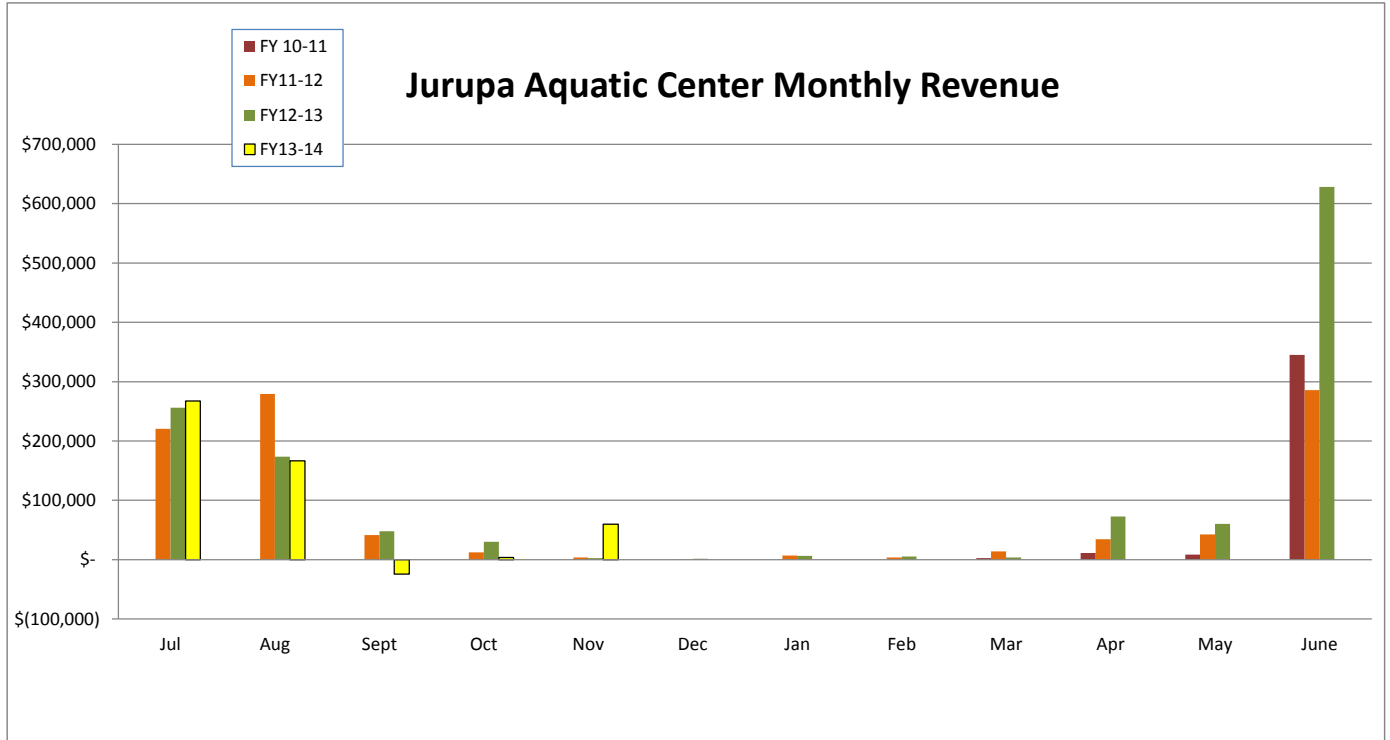
PARK	FY05-06	FY06-07	FY07-08	FY08-09	FY09-10	FY10-11	FY11-12	FY12-13	FY13-14 YTD
Jurupa Aquatic Center	-	-	-	-	-	367,813	945,850	1,289,612	472,908
Jurupa Sports Complex	-	-	-	-	-	-	20,950	169,977	79,623
Weddings & Events	113,445	108,980	253,362	223,289	301,088	289,892	313,025	297,377	169,135



REGIONAL PARK AND OPEN SPACE DISTRICT

HISTORICAL PARK REVENUE

Jurupa Aquatic Center



Fiscal Year	Jul	Aug	Sept	Oct	Nov	Dec	Jan	Feb	Mar	Apr	May	June	Total
FY 10-11	-	-	-	-	-	-	-	-	2,880	11,304	8,530	345,099	\$367,813
FY 11-12	220,481	279,219	41,566	12,519	3,730	659	7,004	3,957	13,872	34,325	42,605	285,913	\$945,850
FY 12-13	256,256	173,739	48,111	30,345	2,554	1,730	6,453	5,303	3,941	72,720	60,397	628,065	\$1,289,612
FY 13-14	267,370	166,714	(24,420)	3,544	59,699	-	-	-	-	-	-	-	\$472,908

