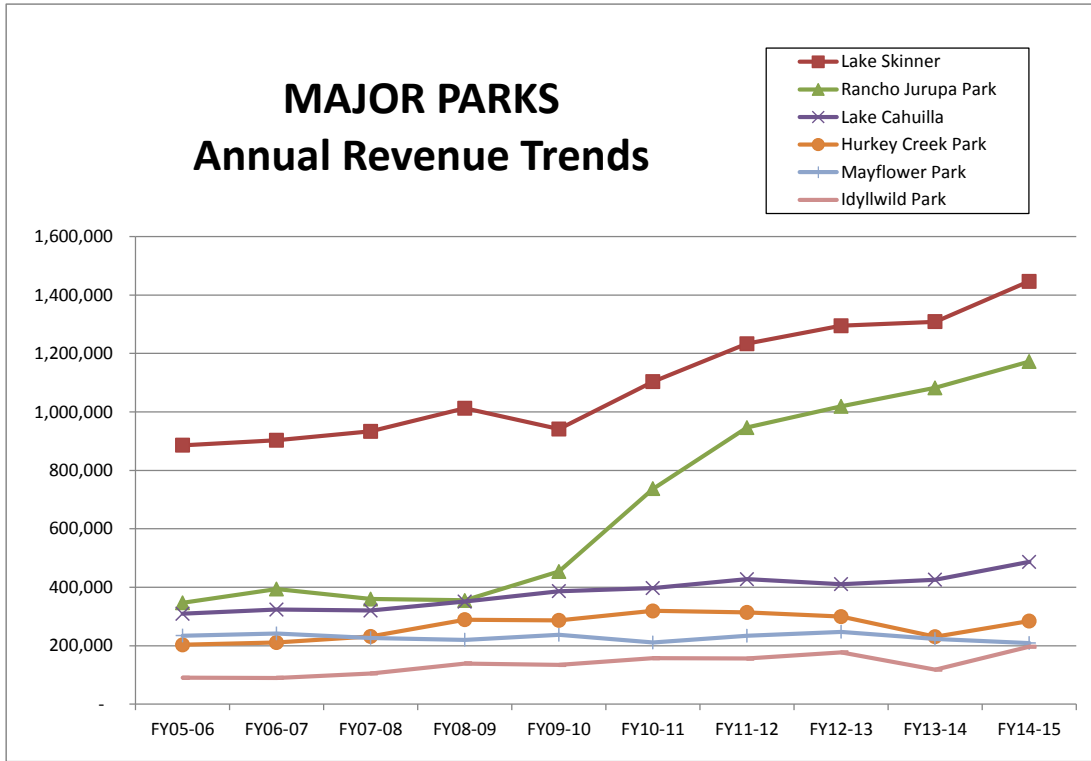




**REGIONAL PARK AND OPEN SPACE DISTRICT  
HISTORICAL PARK REVENUE**



PARK	FY05-06	FY06-07	FY07-08	FY08-09	FY09-10	FY10-11	FY11-12	FY12-13	FY13-14	FY14-15	
Lake Skinner	885,840	903,129	933,632	1,012,194	941,645	1,103,979	1,233,259	1,294,773	1,308,783	1,446,874	####
Rancho Jurupa Park	346,611	393,455	359,608	354,983	453,646	737,156	946,556	1,018,778	1,082,445	1,172,586	####
Lake Cahuilla	309,128	323,369	320,111	350,824	386,608	396,874	427,506	410,299	425,431	486,857	####
Hurkey Creek Park	203,069	210,851	231,575	289,099	286,316	319,011	313,870	299,536	230,668	283,872	####
Mayflower Park	234,416	242,102	225,823	220,144	237,245	211,053	233,805	247,349	222,754	209,220	94%
Idyllwild Park	90,378	89,712	105,278	139,235	134,116	157,368	155,806	177,186	118,235	196,716	####

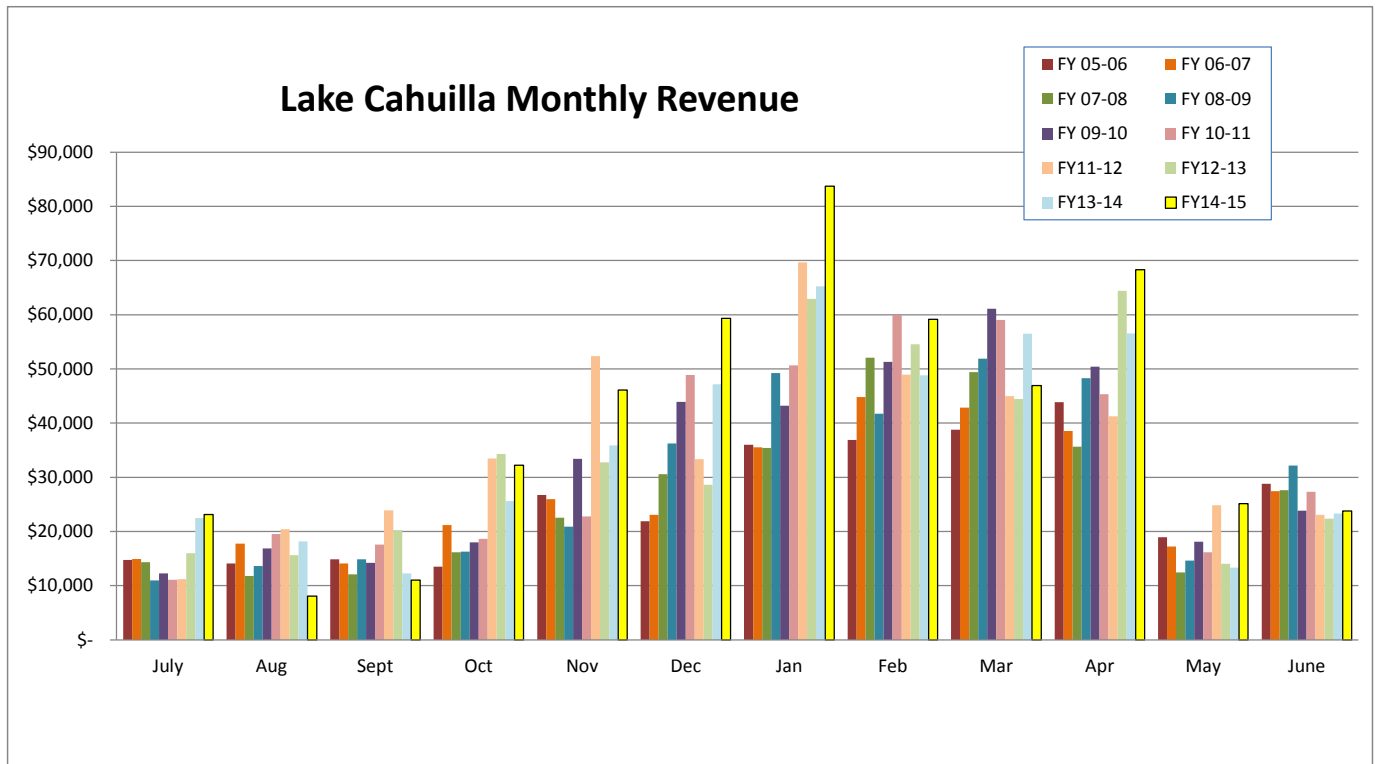
<b>GRAND TOTAL</b>	2,069,442	2,162,618	2,176,027	2,366,478	2,439,575	2,925,441	3,310,803	3,447,921	3,388,317	3,796,124
--------------------	-----------	-----------	-----------	-----------	-----------	-----------	-----------	-----------	-----------	-----------



REGIONAL PARK AND OPEN SPACE DISTRICT

HISTORICAL PARK REVENUE

***Lake Cahuilla***



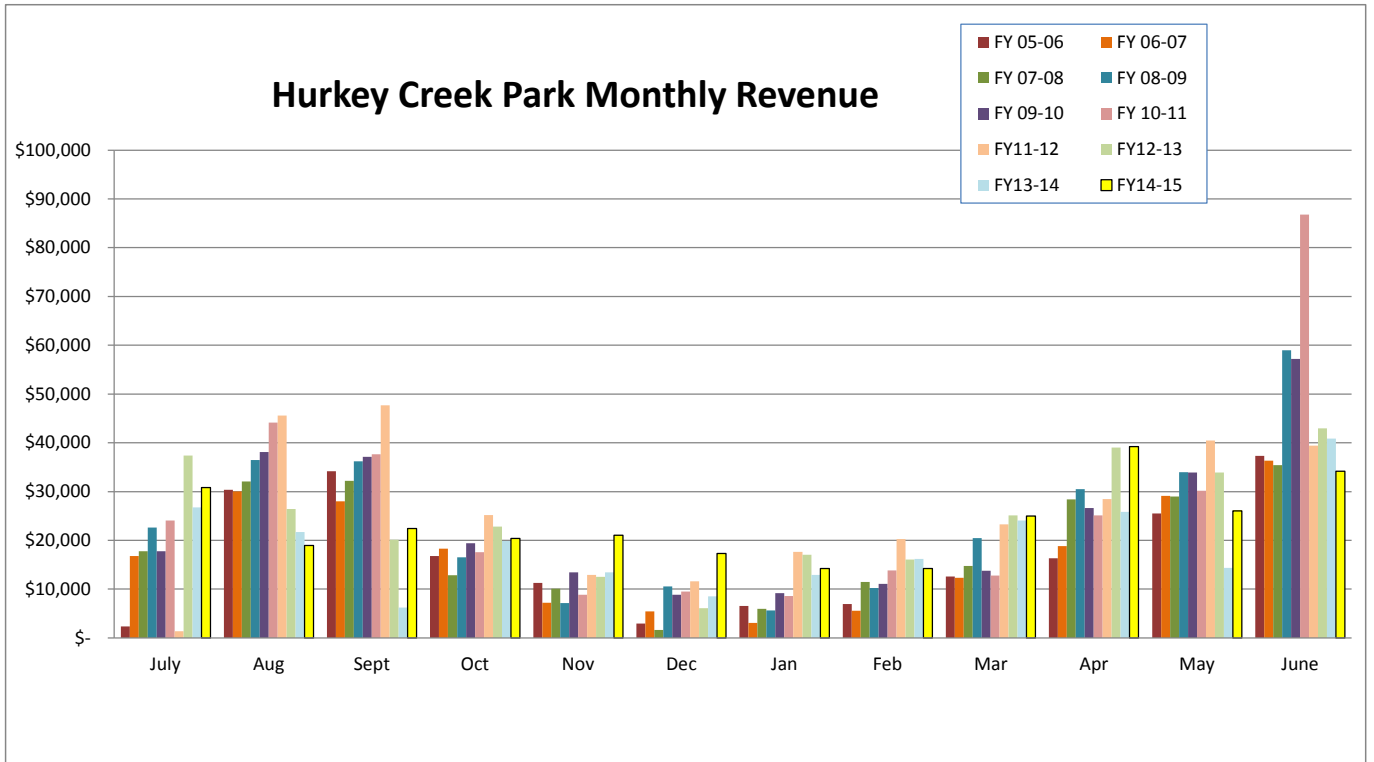
<b>Fiscal Year</b>	July	Aug	Sept	Oct	Nov	Dec	Jan	Feb	Mar	Apr	May	June	<b>Total</b>
FY 05-06	14,767	14,083	14,858	13,498	26,709	21,916	36,002	36,865	38,799	43,855	18,949	28,826	<b>\$309,128</b>
FY 06-07	14,952	17,744	14,099	21,159	25,963	23,064	35,509	44,795	42,875	38,562	17,232	27,415	<b>\$323,369</b>
FY 07-08	14,318	11,803	12,109	16,143	22,516	30,591	35,408	52,088	49,390	35,672	12,422	27,649	<b>\$320,111</b>
FY 08-09	10,960	13,617	14,880	16,304	20,914	36,222	49,242	41,744	51,874	48,281	14,646	32,141	<b>\$350,824</b>
FY 09-10	12,278	16,865	14,197	17,996	33,395	43,894	43,217	51,322	61,081	50,404	18,106	23,852	<b>\$386,608</b>
FY 10-11	11,071	19,523	17,561	18,627	22,781	48,873	50,640	59,967	59,024	45,350	16,147	27,311	<b>\$396,874</b>
FY 11-12	11,187	20,444	23,887	33,470	52,369	33,338	69,647	48,960	44,976	41,266	24,873	23,089	<b>\$427,506</b>
FY 12-13	16,014	15,616	20,228	34,275	32,766	28,599	62,960	54,547	44,444	64,420	14,063	22,368	<b>\$410,299</b>
FY 13-14	22,471	18,198	12,285	25,622	35,910	47,142	65,256	48,842	56,515	56,560	13,326	23,306	<b>\$425,431</b>
FY 14-15	23,104	8,097	11,014	32,251	46,079	59,322	83,701	59,158	46,912	68,318	25,147	23,755	<b>\$486,857</b>



REGIONAL PARK AND OPEN SPACE DISTRICT

HISTORICAL PARK REVENUE

***Hurkey Creek Park***



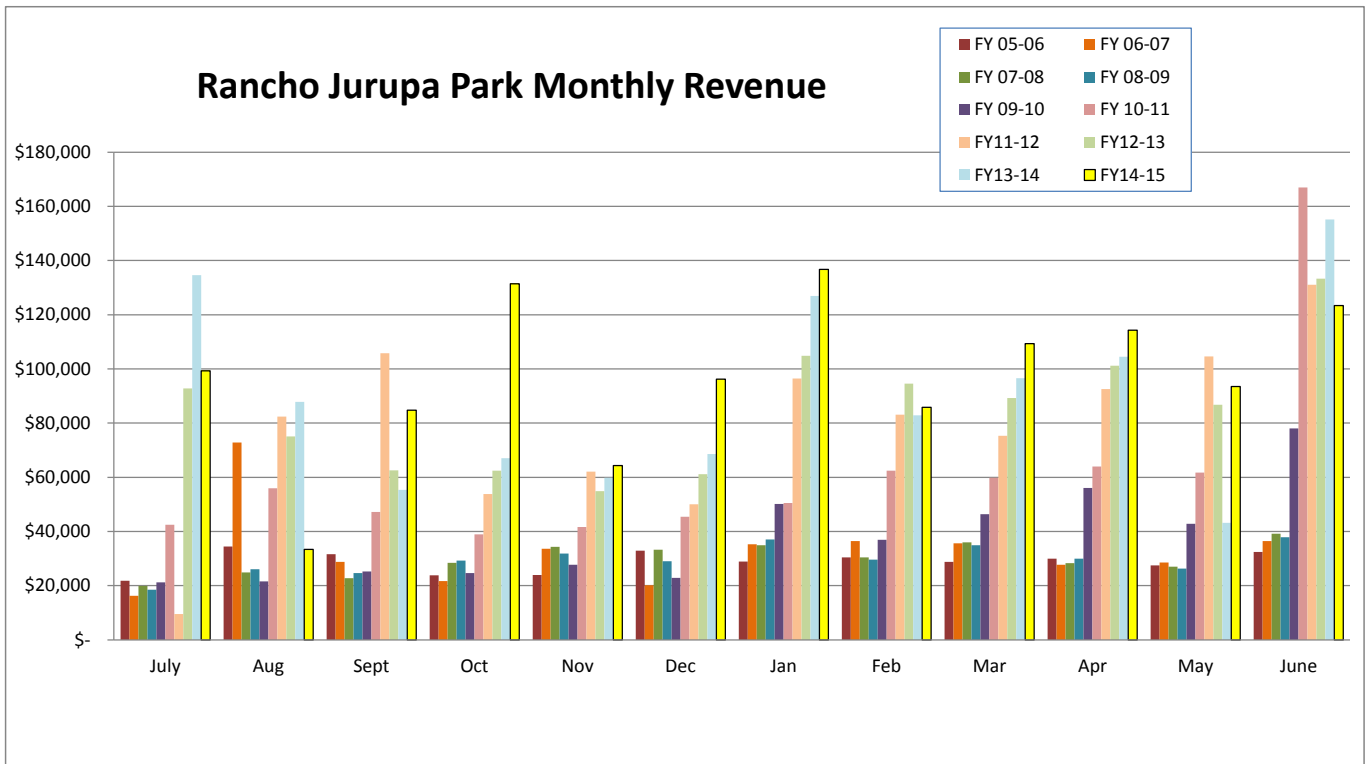
Fiscal Year	July	Aug	Sept	Oct	Nov	Dec	Jan	Feb	Mar	Apr	May	June	Total
FY 05-06	2,373	30,367	34,165	16,785	11,283	2,936	6,542	6,914	12,578	16,352	25,473	37,302	<b>\$203,069</b>
FY 06-07	16,755	30,026	28,019	18,291	7,171	5,404	3,071	5,556	12,338	18,804	29,106	36,307	<b>\$210,851</b>
FY 07-08	17,793	32,080	32,183	12,856	10,112	1,620	5,936	11,484	14,751	28,372	28,999	35,389	<b>\$231,575</b>
FY 08-09	22,602	36,490	36,189	16,491	7,113	10,542	5,600	10,195	20,432	30,471	33,985	58,990	<b>\$289,099</b>
FY 09-10	17,741	38,078	37,130	19,412	13,461	8,825	9,187	11,049	13,755	26,615	33,889	57,173	<b>\$286,316</b>
FY 10-11	24,090	44,146	37,633	17,544	8,858	9,524	8,575	13,798	12,756	25,138	30,185	86,763	<b>\$319,011</b>
FY 11-12	1,360	45,615	47,675	25,185	12,903	11,588	17,614	20,277	23,278	28,482	40,468	39,427	<b>\$313,870</b>
FY 12-13	37,398	26,444	20,105	22,831	12,536	6,084	17,059	16,029	25,135	39,032	33,907	42,976	<b>\$299,536</b>
FY 13-14	26,721	21,687	6,221	19,840	13,402	8,545	12,917	16,203	24,036	25,841	14,373	40,882	<b>\$230,668</b>
FY 14-15	30,809	18,933	22,433	20,397	21,037	17,324	14,252	14,208	25,000	39,225	26,062	34,193	<b>\$283,872</b>



REGIONAL PARK AND OPEN SPACE DISTRICT

HISTORICAL PARK REVENUE

***Rancho Jurupa Park***



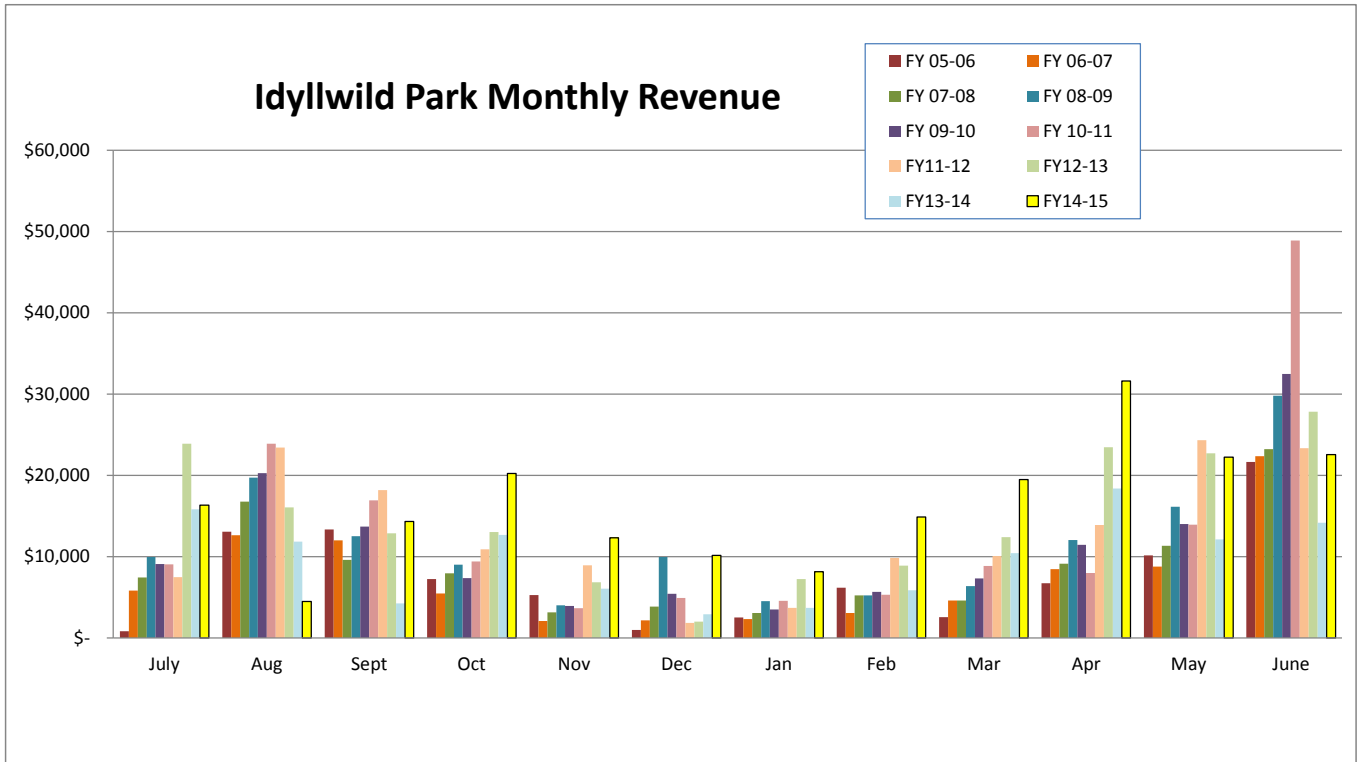
Fiscal Year	July	Aug	Sept	Oct	Nov	Dec	Jan	Feb	Mar	Apr	May	June	Total
FY 05-06	21,790	34,472	31,585	23,883	23,928	32,957	28,912	30,474	28,784	29,927	27,429	32,470	<b>\$346,611</b>
FY 06-07	16,260	72,824	28,748	21,721	33,621	20,116	35,313	36,506	35,672	27,686	28,552	36,437	<b>\$393,455</b>
FY 07-08	19,975	24,892	22,822	28,376	34,347	33,226	34,985	30,463	36,000	28,309	26,982	39,232	<b>\$359,608</b>
FY 08-09	18,497	26,034	24,611	29,203	31,843	29,022	36,998	29,667	34,940	29,971	26,365	37,832	<b>\$354,983</b>
FY 09-10	21,196	21,533	25,244	24,647	27,672	22,901	50,214	36,901	46,426	56,081	42,852	77,979	<b>\$453,646</b>
FY 10-11	42,492	55,930	47,164	38,943	41,682	45,399	50,554	62,504	59,854	64,022	61,699	166,915	<b>\$737,156</b>
FY 11-12	9,523	82,360	105,735	53,823	62,060	50,063	96,478	83,068	75,295	92,510	104,628	131,012	<b>\$946,556</b>
FY 12-13	92,743	75,037	62,576	62,440	54,886	61,193	104,807	94,510	89,305	101,205	86,723	133,354	<b>\$1,018,778</b>
FY 13-14	134,579	87,842	55,395	67,017	59,796	68,614	126,980	82,905	96,567	104,445	43,202	155,103	<b>\$1,082,445</b>
FY 14-15	99,349	33,390	84,810	131,473	64,359	96,248	136,762	85,796	109,301	114,277	93,484	123,338	<b>\$1,172,586</b>



REGIONAL PARK AND OPEN SPACE DISTRICT

HISTORICAL PARK REVENUE

***Idyllwild Park***



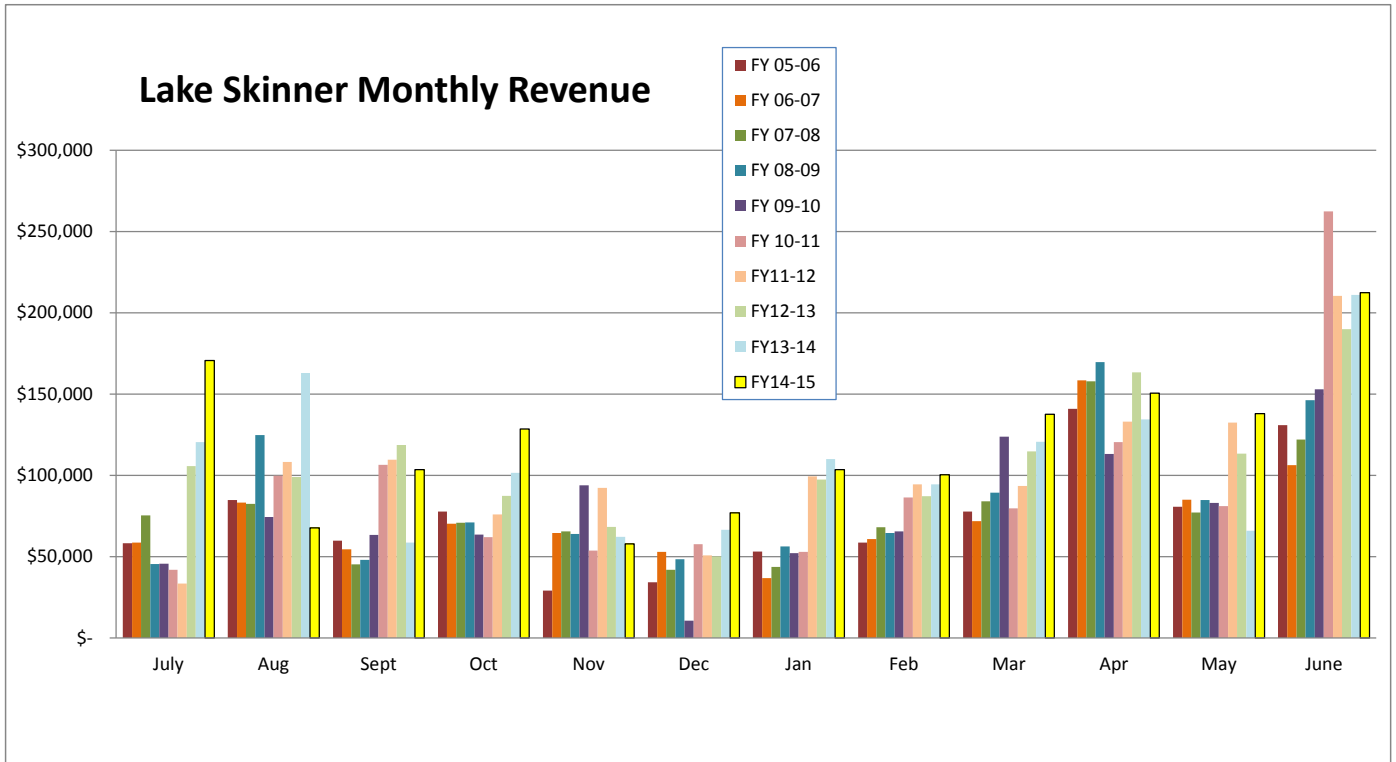
<b>Fiscal Year</b>	July	Aug	Sept	Oct	Nov	Dec	Jan	Feb	Mar	Apr	May	June	<b>Total</b>
FY 05-06	802	13,063	13,338	7,222	5,248	968	2,495	6,171	2,562	6,722	10,140	21,647	<b>\$90,378</b>
FY 06-07	5,822	12,637	11,997	5,458	2,085	2,172	2,311	3,060	4,587	8,441	8,786	22,356	<b>\$89,712</b>
FY 07-08	7,442	16,775	9,601	7,937	3,141	3,855	3,045	5,222	4,578	9,122	11,325	23,236	<b>\$105,278</b>
FY 08-09	9,957	19,729	12,524	9,004	3,994	9,954	4,521	5,222	6,375	12,026	16,135	29,796	<b>\$139,235</b>
FY 09-10	9,071	20,270	13,692	7,336	3,934	5,422	3,490	5,660	7,328	11,456	13,999	32,458	<b>\$134,116</b>
FY 10-11	9,062	23,899	16,901	9,399	3,663	4,916	4,560	5,319	8,846	8,000	13,936	48,866	<b>\$157,368</b>
FY 11-12	7,470	23,399	18,164	10,899	8,941	1,845	3,674	9,848	10,049	13,885	24,314	23,319	<b>\$155,806</b>
FY 12-13	23,901	16,049	12,865	13,025	6,852	1,986	7,244	8,901	12,386	23,436	22,723	27,818	<b>\$177,186</b>
FY 13-14	15,833	11,850	4,261	12,674	6,052	2,906	3,698	5,847	10,421	18,391	12,122	14,180	<b>\$118,235</b>
FY 14-15	16,333	4,479	14,317	20,234	12,314	10,152	8,141	14,875	19,492	31,610	22,235	22,534	<b>\$196,716</b>



REGIONAL PARK AND OPEN SPACE DISTRICT

HISTORICAL PARK REVENUE

***Lake Skinner***



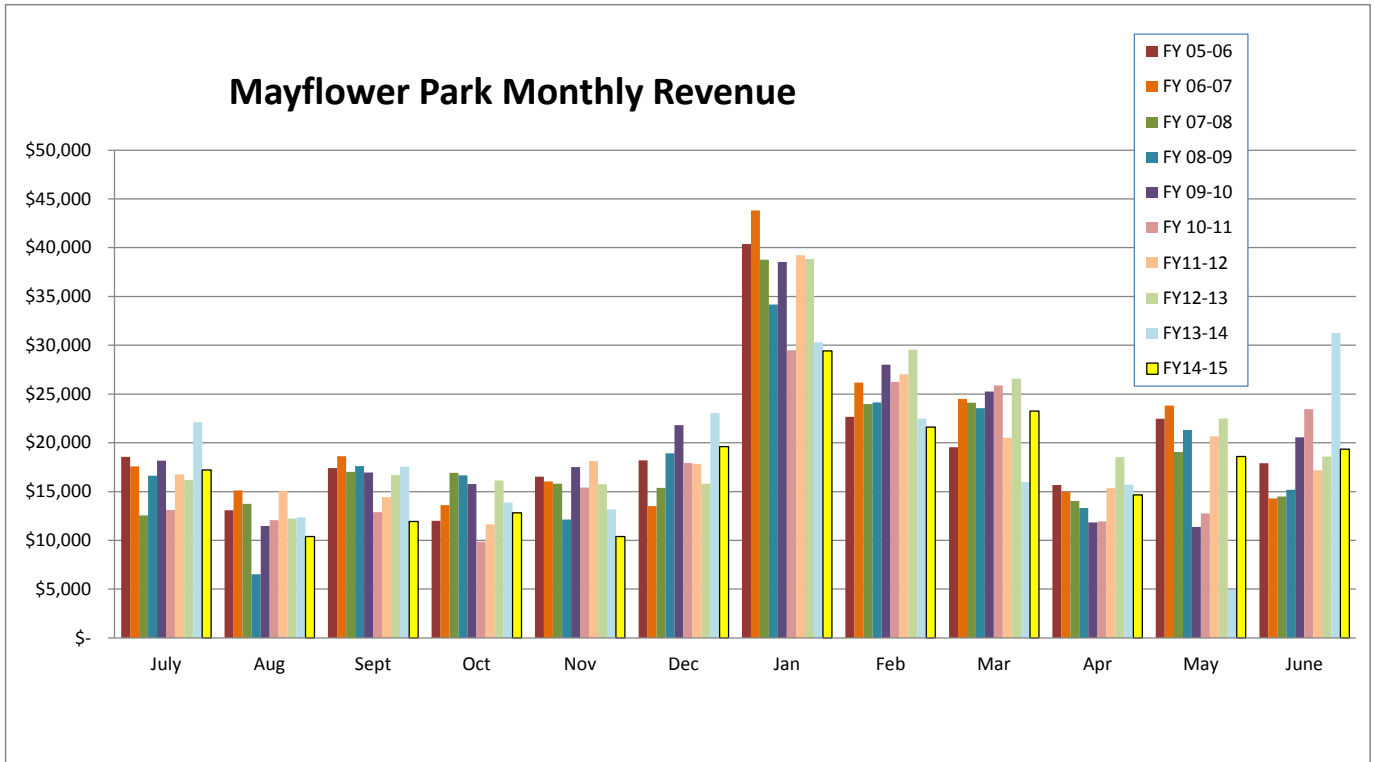
Fiscal Year	July	Aug	Sept	Oct	Nov	Dec	Jan	Feb	Mar	Apr	May	June	Total
FY 05-06	58,163	84,738	59,737	77,670	29,134	34,241	53,172	58,644	77,786	140,972	80,725	130,858	<b>\$885,840</b>
FY 06-07	58,587	83,201	54,531	70,196	64,515	52,973	36,811	60,783	71,752	158,472	85,060	106,247	<b>\$903,129</b>
FY 07-08	75,405	82,373	45,200	70,773	65,501	41,793	43,616	68,142	84,041	157,725	77,064	121,999	<b>\$933,632</b>
FY 08-09	45,379	124,778	47,930	70,916	63,901	48,415	56,309	64,522	89,374	169,703	84,784	146,183	<b>\$1,012,194</b>
FY 09-10	45,544	74,263	63,243	63,544	93,851	10,601	52,156	65,552	123,757	113,223	83,048	152,864	<b>\$941,645</b>
FY 10-11	41,899	99,753	106,436	62,019	53,593	57,661	52,991	86,363	79,687	120,320	81,013	262,243	<b>\$1,103,979</b>
FY 11-12	33,409	108,234	109,672	75,898	92,217	50,636	99,375	94,519	93,466	133,007	132,492	210,333	<b>\$1,233,259</b>
FY 12-13	105,593	98,902	118,577	87,410	68,286	50,129	97,459	87,180	114,674	163,276	113,359	189,929	<b>\$1,294,773</b>
FY 13-14	120,430	162,982	58,684	101,582	62,172	66,523	110,001	94,504	120,679	134,341	65,832	211,051	<b>\$1,308,783</b>
FY 14-15	170,673	67,596	103,453	128,411	57,851	76,914	103,432	100,238	137,591	150,451	137,963	212,301	<b>\$1,446,874</b>



REGIONAL PARK AND OPEN SPACE DISTRICT

HISTORICAL PARK REVENUE

***Mayflower Park***



<b>Fiscal Year</b>	July	Aug	Sept	Oct	Nov	Dec	Jan	Feb	Mar	Apr	May	June	<b>Total</b>
FY 05-06	18,552	13,075	17,404	12,013	16,540	18,194	40,389	22,658	19,558	15,671	22,452	17,910	<b>\$234,416</b>
FY 06-07	17,573	15,112	18,640	13,613	16,046	13,522	43,804	26,183	24,496	14,984	23,820	14,309	<b>\$242,102</b>
FY 07-08	12,557	13,753	17,007	16,911	15,790	15,367	38,763	23,986	24,120	14,030	19,050	14,491	<b>\$225,823</b>
FY 08-09	16,608	6,518	17,619	16,660	12,137	18,917	34,185	24,153	23,543	13,305	21,326	15,174	<b>\$220,144</b>
FY 09-10	18,155	11,465	16,958	15,783	17,508	21,820	38,523	28,006	25,256	11,848	11,373	20,551	<b>\$237,245</b>
FY 10-11	13,129	12,048	12,897	9,879	15,398	17,949	29,477	26,228	25,881	11,947	12,763	23,457	<b>\$211,053</b>
FY 11-12	16,754	15,044	14,426	11,636	18,117	17,824	39,240	27,031	20,537	15,347	20,664	17,185	<b>\$233,805</b>
FY 12-13	16,181	12,238	16,706	16,141	15,741	15,790	38,845	29,537	26,560	18,521	22,490	18,599	<b>\$247,349</b>
FY 13-14	22,105	12,360	17,553	13,857	13,193	23,048	30,309	22,511	15,960	15,701	4,899	31,259	<b>\$222,754</b>
FY 14-15	17,203	10,389	11,932	12,827	10,384	19,606	29,414	21,603	23,259	14,670	18,592	19,341	<b>\$209,220</b>