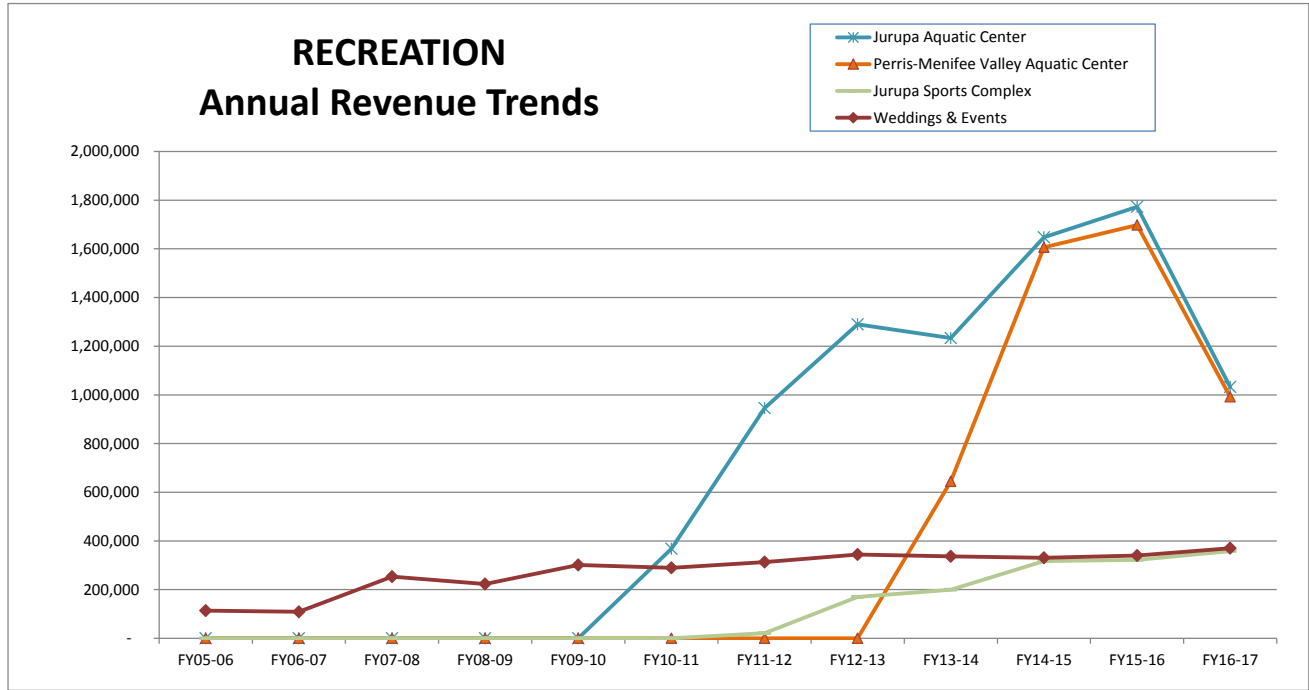




**REGIONAL PARK AND OPEN SPACE DISTRICT
HISTORICAL RECREATION REVENUE**



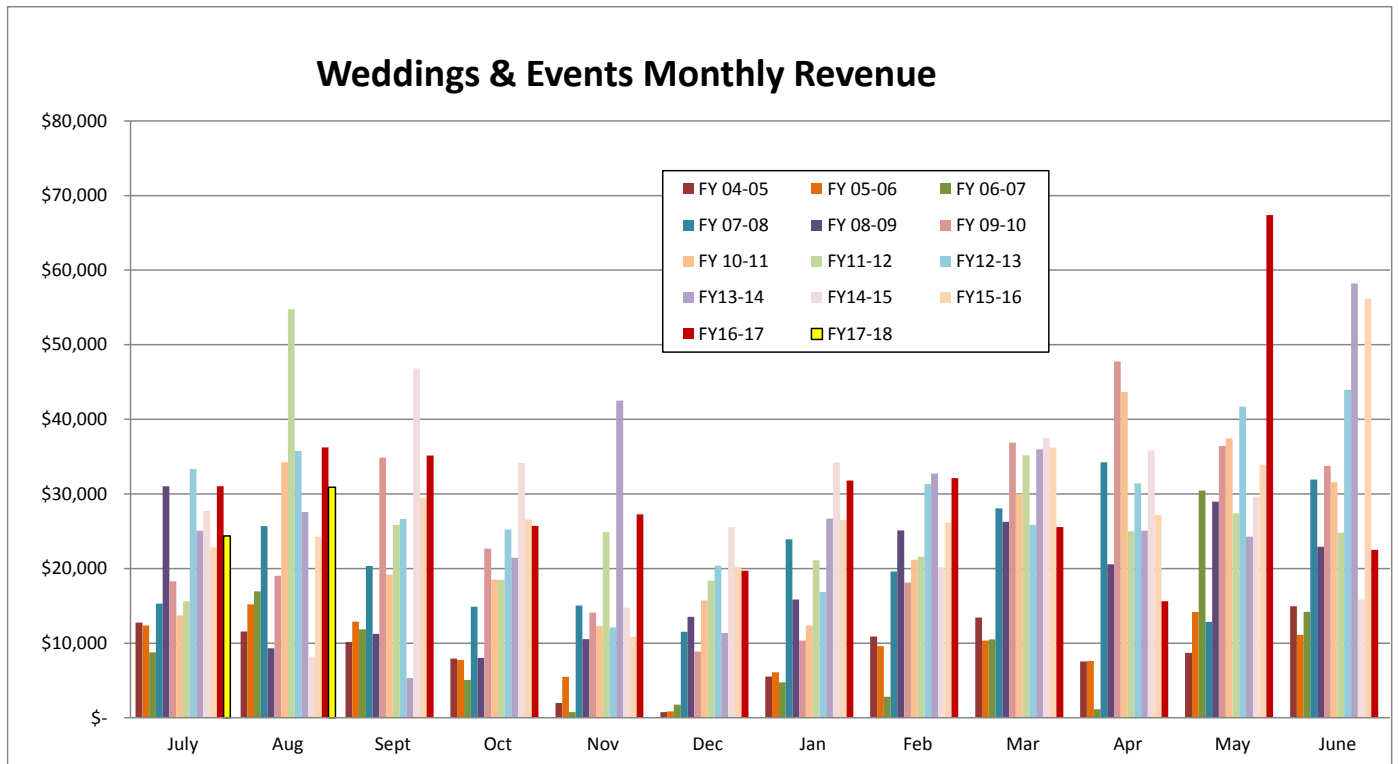
| ACTIVITY | FY05-06 | FY06-07 | FY07-08 | FY08-09 | FY09-10 | FY10-11 | FY11-12 | FY12-13 | FY13-14 | FY14-15 | FY15-16 | FY16-17 | |
|--------------------------------------|---------|---------|---------|---------|---------|---------|---------|-----------|-----------|-----------|-----------|-----------|------|
| Jurupa Aquatic Center | - | - | - | - | - | 367,813 | 945,850 | 1,289,612 | 1,233,712 | 1,647,811 | 1,772,817 | 1,032,832 | 58% |
| Perris-Menifee Valley Aquatic Center | - | - | - | - | - | - | - | - | 644,834 | 1,605,946 | 1,697,616 | 991,757 | 58% |
| Jurupa Sports Complex | - | - | - | - | - | - | 20,950 | 169,977 | 199,466 | 316,942 | 322,010 | 358,151 | #### |
| Weddings & Events | 113,445 | 108,980 | 253,362 | 223,289 | 301,088 | 289,892 | 313,025 | 344,577 | 336,236 | 330,388 | 340,260 | 370,019 | #### |



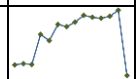
REGIONAL PARK AND OPEN SPACE DISTRICT

HISTORICAL PARK REVENUE

Weddings & Events



| Fiscal Year | July | Aug | Sept | Oct | Nov | Dec | Jan | Feb | Mar | Apr | May | June | Total |
|-------------|--------|--------|--------|--------|--------|--------|--------|--------|--------|--------|--------|--------|------------------|
| FY 04-05 | 12,755 | 11,575 | 10,150 | 7,925 | 1,963 | 750 | 5,500 | 10,888 | 13,412 | 7,538 | 8,688 | 14,950 | \$106,094 |
| FY 05-06 | 12,375 | 15,211 | 12,888 | 7,726 | 5,488 | 850 | 6,088 | 9,600 | 10,338 | 7,613 | 14,168 | 11,100 | \$113,445 |
| FY 06-07 | 8,774 | 16,941 | 11,860 | 5,061 | 750 | 1,750 | 4,750 | 2,800 | 10,500 | 1,145 | 30,451 | 14,198 | \$108,980 |
| FY 07-08 | 15,283 | 25,673 | 20,330 | 14,879 | 15,050 | 11,530 | 23,928 | 19,595 | 28,068 | 34,253 | 12,855 | 31,918 | \$253,362 |
| FY 08-09 | 31,014 | 9,310 | 11,235 | 8,018 | 10,540 | 13,510 | 15,824 | 25,115 | 26,273 | 20,559 | 28,978 | 22,913 | \$223,289 |
| FY 09-10 | 18,275 | 19,038 | 34,868 | 22,650 | 14,095 | 8,860 | 10,330 | 18,125 | 36,884 | 47,760 | 36,445 | 33,758 | \$301,088 |
| FY 10-11 | 13,725 | 34,232 | 19,188 | 18,523 | 12,295 | 15,699 | 12,368 | 21,175 | 29,991 | 43,683 | 37,458 | 31,558 | \$289,892 |
| FY11-12 | 15,610 | 54,757 | 25,834 | 18,489 | 24,875 | 18,377 | 21,103 | 21,602 | 35,169 | 25,002 | 27,389 | 24,818 | \$313,025 |
| FY12-13 | 33,355 | 35,743 | 26,658 | 25,237 | 12,105 | 20,372 | 16,850 | 31,309 | 25,851 | 31,412 | 41,717 | 43,970 | \$344,577 |
| FY13-14 | 25,074 | 27,593 | 5,320 | 21,451 | 42,497 | 11,365 | 26,687 | 32,723 | 35,971 | 25,059 | 24,271 | 58,225 | \$336,236 |
| FY14-15 | 27,707 | 8,176 | 46,821 | 34,152 | 14,781 | 25,525 | 34,196 | 20,185 | 37,485 | 35,858 | 29,649 | 15,855 | \$330,388 |
| FY15-16 | 22,841 | 24,263 | 29,429 | 26,600 | 10,850 | 20,174 | 26,480 | 26,175 | 36,204 | 27,162 | 33,915 | 56,168 | \$340,260 |
| FY16-17 | 31,009 | 36,251 | 35,139 | 25,718 | 27,255 | 19,712 | 31,789 | 32,106 | 25,545 | 15,629 | 67,377 | 22,489 | \$370,019 |
| FY17-18 | 24,370 | 30,898 | | | | | | | | | | | \$55,268 |

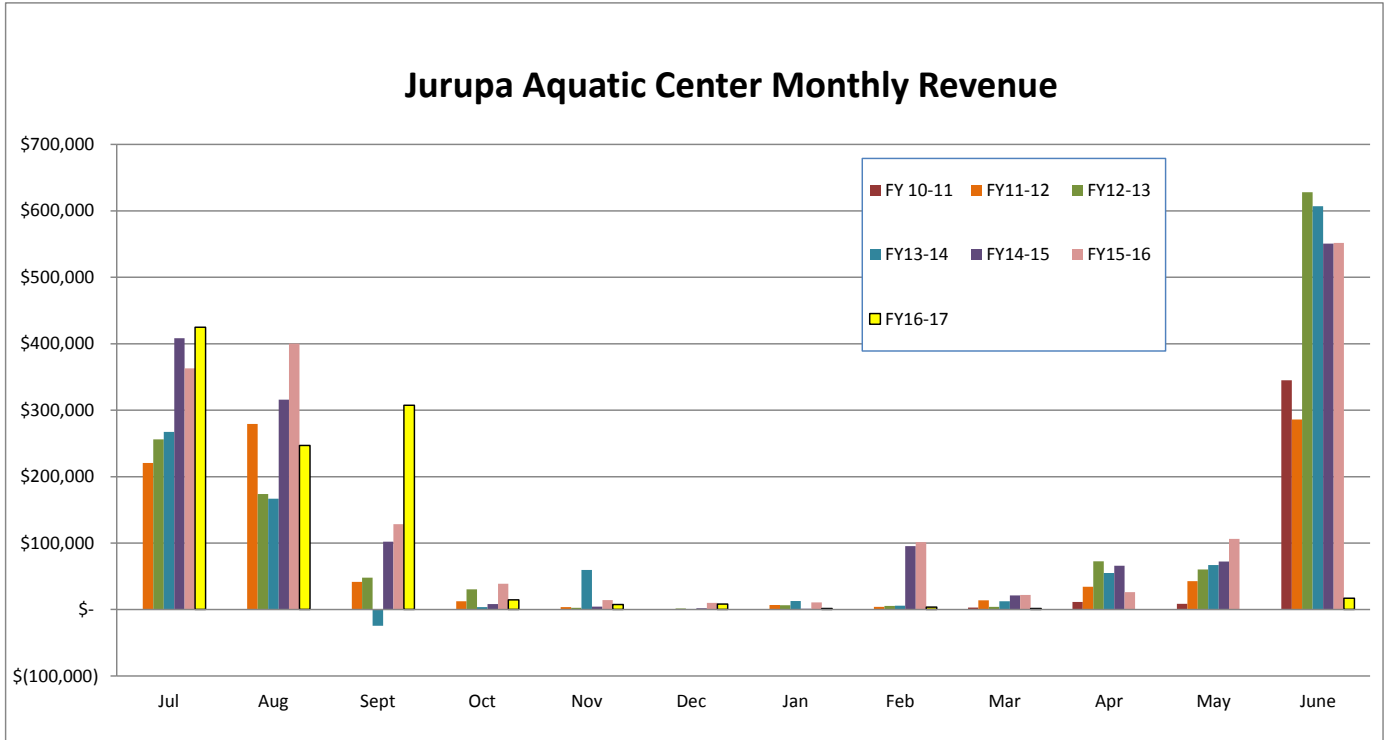





REGIONAL PARK AND OPEN SPACE DISTRICT

HISTORICAL PARK REVENUE

Jurupa Aquatic Center

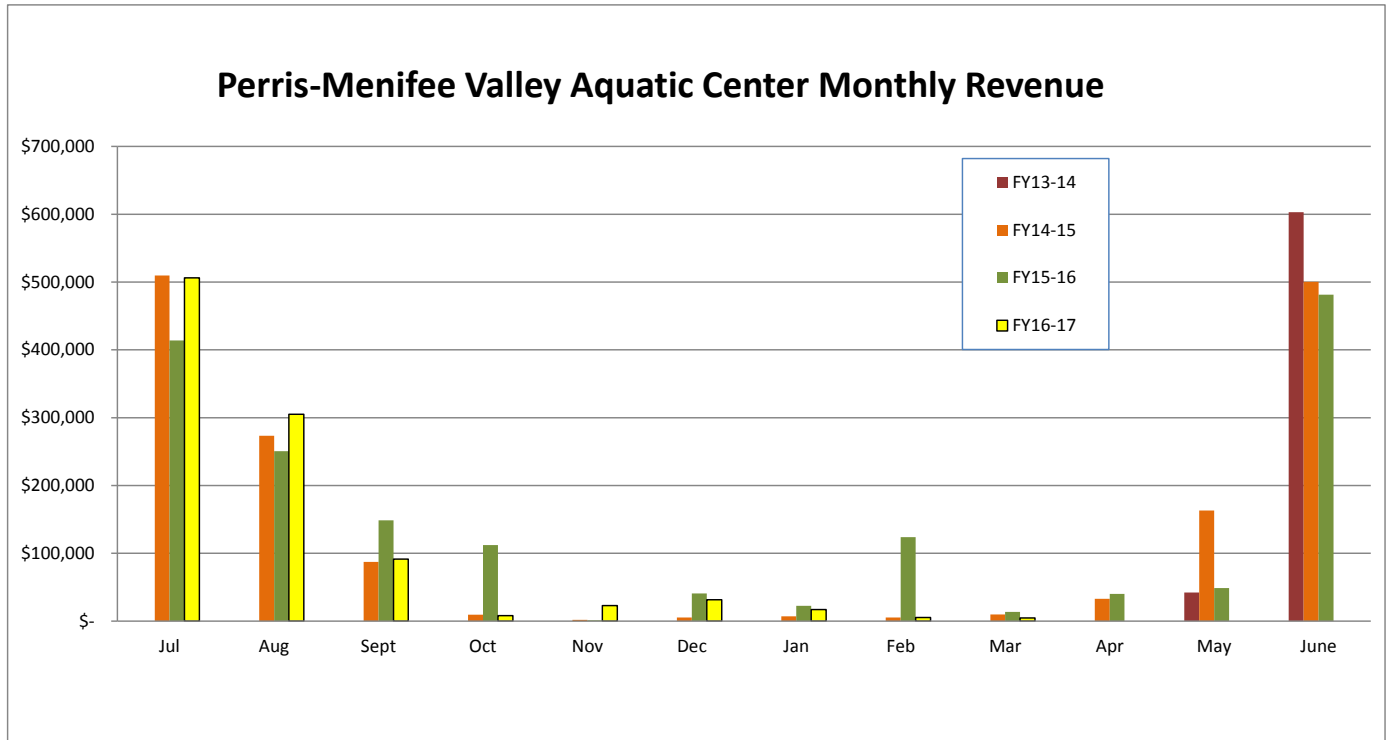


| Fiscal Year | Jul | Aug | Sept | Oct | Nov | Dec | Jan | Feb | Mar | Apr | May | June | Total |
|-------------|---------|---------|----------|--------|--------|-------|--------|---------|--------|--------|---------|---------|--------------------|
| FY 10-11 | - | - | - | - | - | - | - | - | 2,880 | 11,304 | 8,530 | 345,099 | \$367,813 |
| FY11-12 | 220,481 | 279,219 | 41,566 | 12,519 | 3,730 | 659 | 7,004 | 3,957 | 13,872 | 34,325 | 42,605 | 285,913 | \$945,850 |
| FY12-13 | 256,256 | 173,739 | 48,111 | 30,345 | 2,554 | 1,730 | 6,453 | 5,303 | 3,941 | 72,720 | 60,397 | 628,065 | \$1,289,612 |
| FY13-14 | 267,370 | 166,714 | (24,420) | 3,544 | 59,699 | 929 | 12,800 | 5,671 | 12,428 | 55,142 | 66,907 | 606,927 | \$1,233,712 |
| FY14-15 | 408,293 | 315,911 | 102,097 | 8,248 | 4,285 | 2,066 | 1,178 | 95,312 | 21,260 | 65,969 | 72,379 | 550,813 | \$1,647,811 |
| FY15-16 | 363,011 | 400,210 | 128,442 | 38,893 | 14,189 | 9,974 | 10,601 | 101,375 | 21,857 | 26,266 | 106,280 | 551,721 | \$1,772,817 |
| FY16-17 | 424,725 | 246,818 | 307,416 | 14,554 | 7,650 | 8,185 | 1,590 | 3,518 | 1,500 | - | - | 16,875 | \$1,032,832 |

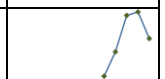




Perris-Menifee Valley Aquatic Center



| Fiscal Year | Jul | Aug | Sept | Oct | Nov | Dec | Jan | Feb | Mar | Apr | May | June | Total |
|-------------|---------|---------|---------|---------|--------|--------|--------|---------|--------|--------|---------|---------|--------------------|
| FY13-14 | | | | | | | | | | | 42,025 | 602,809 | \$644,834 |
| FY14-15 | 509,662 | 273,331 | 87,450 | 9,630 | 1,793 | 5,312 | 7,203 | 5,227 | 9,724 | 32,934 | 163,216 | 500,462 | \$1,605,946 |
| FY15-16 | 413,891 | 250,700 | 148,762 | 112,058 | 1,250 | 40,758 | 22,512 | 123,662 | 13,734 | 40,154 | 48,618 | 481,518 | \$1,697,616 |
| FY16-17 | 506,219 | 305,171 | 91,307 | 7,955 | 22,845 | 31,347 | 17,035 | 5,378 | 4,500 | - | - | - | \$991,757 |

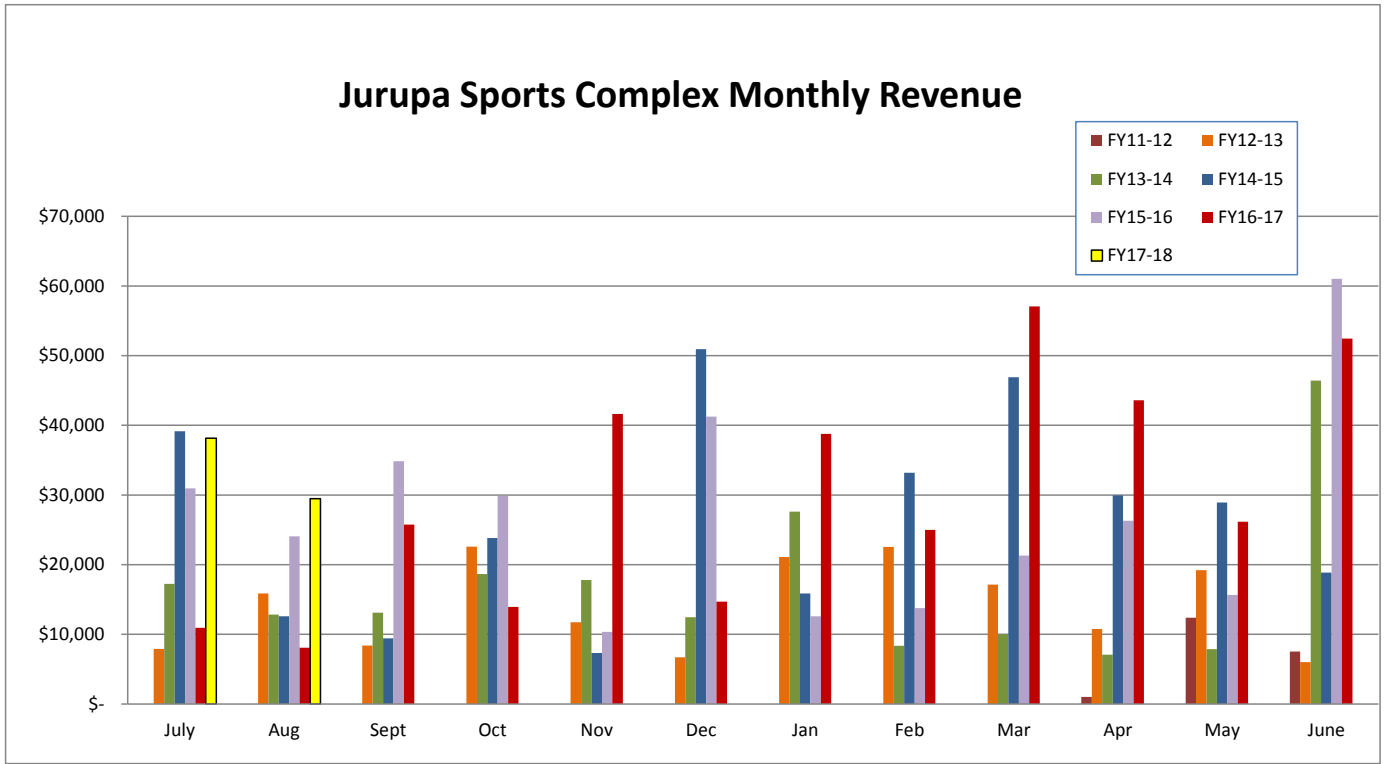




REGIONAL PARK AND OPEN SPACE DISTRICT

HISTORICAL PARK REVENUE

Jurupa Sports Complex



| Fiscal Year | July | Aug | Sept | Oct | Nov | Dec | Jan | Feb | Mar | Apr | May | June | Total |
|-------------|--------|--------|--------|--------|--------|--------|--------|--------|--------|--------|--------|--------|------------------|
| FY11-12 | - | - | - | - | - | - | - | - | - | 1,025 | 12,395 | 7,530 | \$20,950 |
| FY12-13 | 7,916 | 15,860 | 8,405 | 22,587 | 11,720 | 6,712 | 21,088 | 22,548 | 17,138 | 10,763 | 19,225 | 6,017 | \$169,977 |
| FY13-14 | 17,245 | 12,848 | 13,100 | 18,645 | 17,785 | 12,462 | 27,628 | 8,360 | 9,998 | 7,085 | 7,891 | 46,420 | \$199,466 |
| FY14-15 | 39,163 | 12,595 | 9,425 | 23,815 | 7,320 | 50,925 | 15,855 | 33,200 | 46,894 | 29,948 | 28,933 | 18,870 | \$316,942 |
| FY15-16 | 30,953 | 24,056 | 34,855 | 29,879 | 10,345 | 41,258 | 12,597 | 13,772 | 21,310 | 26,301 | 15,645 | 61,040 | \$322,010 |
| FY16-17 | 10,936 | 8,070 | 25,767 | 13,953 | 41,640 | 14,695 | 38,779 | 24,997 | 57,068 | 43,606 | 26,183 | 52,457 | \$358,151 |
| FY17-18 | 38,168 | 29,481 | | | | | | | | | | | \$67,649 |

