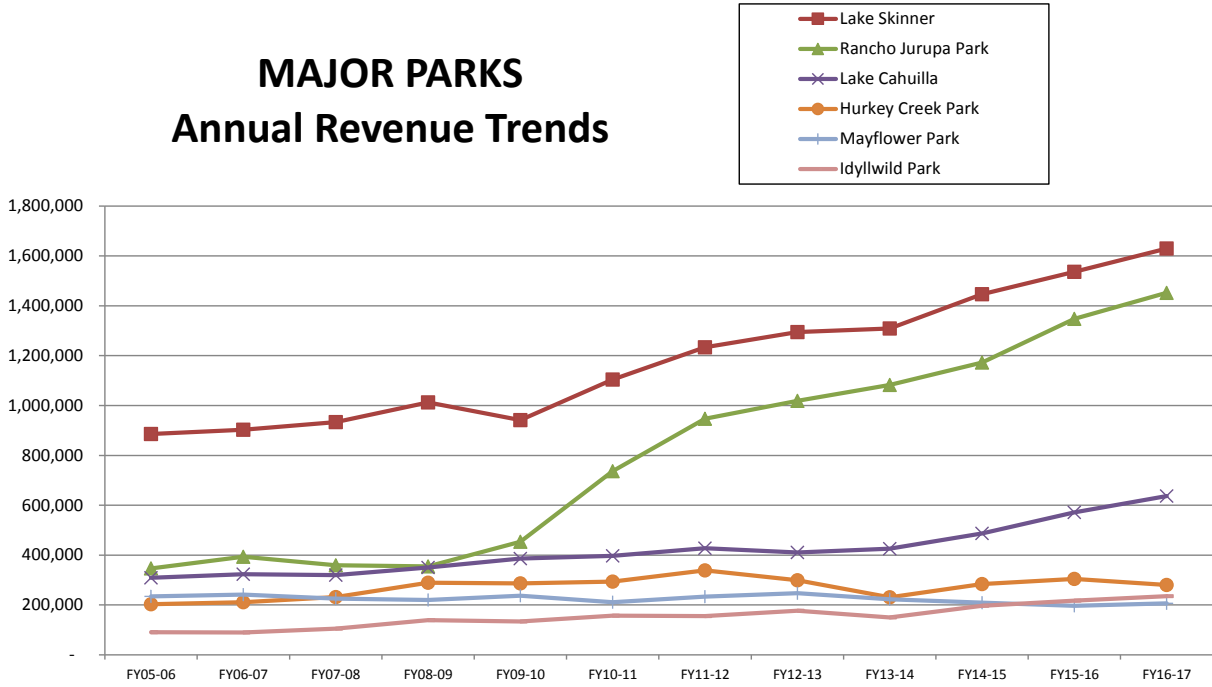




**REGIONAL PARK AND OPEN SPACE DISTRICT  
HISTORICAL PARK REVENUE**

**MAJOR PARKS  
Annual Revenue Trends**



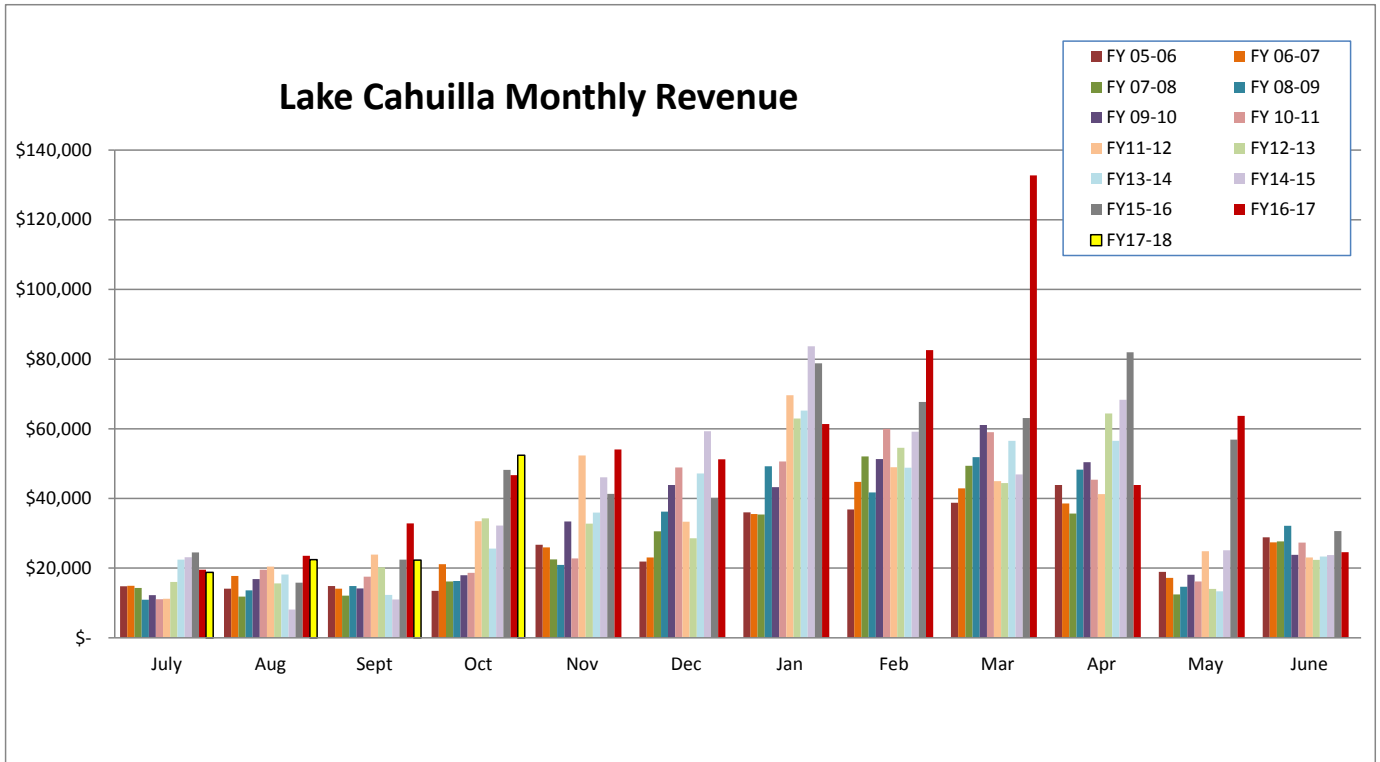
PARK	FY05-06	FY06-07	FY07-08	FY08-09	FY09-10	FY10-11	FY11-12	FY12-13	FY13-14	FY14-15	FY15-16	FY16-17	
Lake Skinner	885,840	903,129	933,632	1,012,194	941,645	1,103,979	1,233,259	1,294,773	1,308,783	1,446,874	1,536,111	1,629,754	106%
Rancho Jurupa Park	346,611	393,455	359,608	354,983	453,646	737,156	946,556	1,018,778	1,082,445	1,172,586	1,347,334	1,452,352	108%
Lake Cahuilla	309,128	323,369	320,111	350,824	386,608	396,874	427,506	410,299	425,431	486,857	571,553	636,887	111%
Hurkey Creek Park	203,069	210,851	231,575	289,099	286,316	294,011	338,870	299,536	230,668	283,872	304,363	280,557	92%
Mayflower Park	234,416	242,102	225,823	220,144	237,245	211,053	233,805	247,349	222,754	209,220	196,698	206,944	105%
Idyllwild Park	90,378	89,712	105,278	139,235	134,116	157,368	155,806	177,186	149,821	196,716	217,332	235,328	108%
<b>GRAND TOTAL</b>	<b>2,069,442</b>	<b>2,162,618</b>	<b>2,176,027</b>	<b>2,366,478</b>	<b>2,439,575</b>	<b>2,900,441</b>	<b>3,335,803</b>	<b>3,447,921</b>	<b>3,419,903</b>	<b>3,796,124</b>	<b>4,173,391</b>	<b>4,441,821</b>	




REGIONAL PARK AND OPEN SPACE DISTRICT

HISTORICAL PARK REVENUE

***Lake Cahuilla***



Fiscal Year	July	Aug	Sept	Oct	Nov	Dec	Jan	Feb	Mar	Apr	May	June	Total
FY 05-06	14,767	14,083	14,858	13,498	26,709	21,916	36,002	36,865	38,799	43,855	18,949	28,826	<b>\$309,128</b>
FY 06-07	14,952	17,744	14,099	21,159	25,963	23,064	35,509	44,795	42,875	38,562	17,232	27,415	<b>\$323,369</b>
FY 07-08	14,318	11,803	12,109	16,143	22,516	30,591	35,408	52,088	49,390	35,672	12,422	27,649	<b>\$320,111</b>
FY 08-09	10,960	13,617	14,880	16,304	20,914	36,222	49,242	41,744	51,874	48,281	14,646	32,141	<b>\$350,824</b>
FY 09-10	12,278	16,865	14,197	17,996	33,395	43,894	43,217	51,322	61,081	50,404	18,106	23,852	<b>\$386,608</b>
FY 10-11	11,071	19,523	17,561	18,627	22,781	48,873	50,640	59,967	59,024	45,350	16,147	27,311	<b>\$396,874</b>
FY11-12	11,187	20,444	23,887	33,470	52,369	33,338	69,647	48,960	44,976	41,266	24,873	23,089	<b>\$427,506</b>
FY12-13	16,014	15,616	20,228	34,275	32,766	28,599	62,960	54,547	44,444	64,420	14,063	22,368	<b>\$410,299</b>
FY13-14	22,471	18,198	12,285	25,622	35,910	47,142	65,256	48,842	56,515	56,560	13,326	23,306	<b>\$425,431</b>
FY14-15	23,104	8,097	11,014	32,251	46,079	59,322	83,701	59,158	46,912	68,318	25,147	23,755	<b>\$486,857</b>
FY15-16	24,496	15,795	22,468	48,224	41,328	40,127	78,783	67,703	63,117	81,963	56,914	30,637	<b>\$571,553</b>
FY16-17	19,527	23,540	32,850	46,719	54,096	51,269	61,368	82,618	132,707	43,890	63,714	24,591	<b>\$636,887</b>
FY17-18	18,767	22,450	22,283	52,441									<b>\$115,940</b>

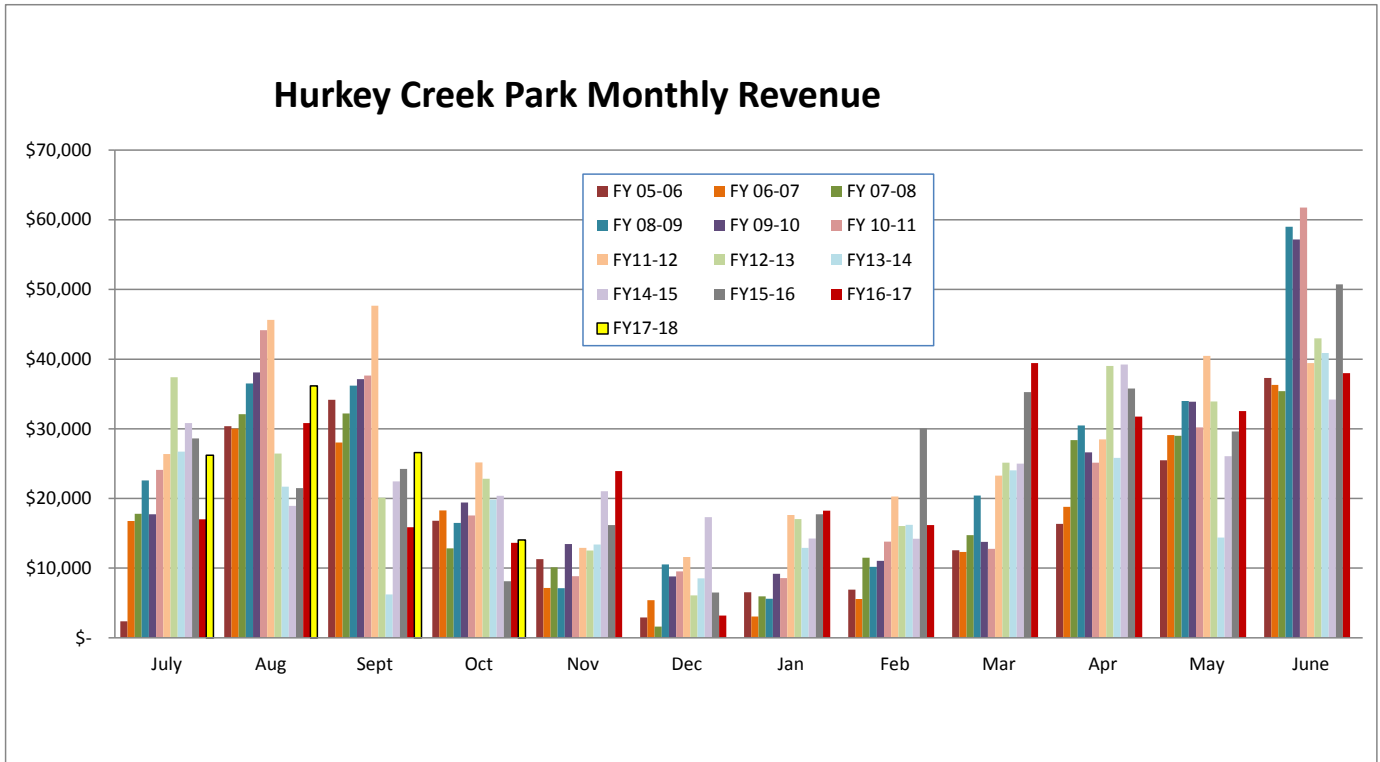




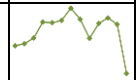
REGIONAL PARK AND OPEN SPACE DISTRICT

HISTORICAL PARK REVENUE

***Hurkey Creek Park***



Fiscal Year	July	Aug	Sept	Oct	Nov	Dec	Jan	Feb	Mar	Apr	May	June	Total
FY 05-06	2,373	30,367	34,165	16,785	11,283	2,936	6,542	6,914	12,578	16,352	25,473	37,302	<b>\$203,069</b>
FY 06-07	16,755	30,026	28,019	18,291	7,171	5,404	3,071	5,556	12,338	18,804	29,106	36,307	<b>\$210,851</b>
FY 07-08	17,793	32,080	32,183	12,856	10,112	1,620	5,936	11,484	14,751	28,372	28,999	35,389	<b>\$231,575</b>
FY 08-09	22,602	36,490	36,189	16,491	7,113	10,542	5,600	10,195	20,432	30,471	33,985	58,990	<b>\$289,099</b>
FY 09-10	17,741	38,078	37,130	19,412	13,461	8,825	9,187	11,049	13,755	26,615	33,889	57,173	<b>\$286,316</b>
FY 10-11	24,090	44,146	37,633	17,544	8,858	9,524	8,575	13,798	12,756	25,138	30,185	61,763	<b>\$294,011</b>
FY11-12	26,360	45,615	47,675	25,185	12,903	11,588	17,614	20,277	23,278	28,482	40,468	39,427	<b>\$338,870</b>
FY12-13	37,398	26,444	20,105	22,831	12,536	6,084	17,059	16,029	25,135	39,032	33,907	42,976	<b>\$299,536</b>
FY13-14	26,721	21,687	6,221	19,840	13,402	8,545	12,917	16,203	24,036	25,841	14,373	40,882	<b>\$230,668</b>
FY14-15	30,809	18,933	22,433	20,397	21,037	17,324	14,252	14,208	25,000	39,225	26,062	34,193	<b>\$283,872</b>
FY15-16	28,609	21,502	24,256	8,117	16,198	6,502	17,742	30,066	35,271	35,767	29,608	50,727	<b>\$304,363</b>
FY16-17	17,020	30,812	15,878	13,624	23,926	3,183	18,262	16,164	39,429	31,763	32,529	37,969	<b>\$280,557</b>
FY17-18	26,218	36,156	26,575	14,040									<b>\$102,989</b>

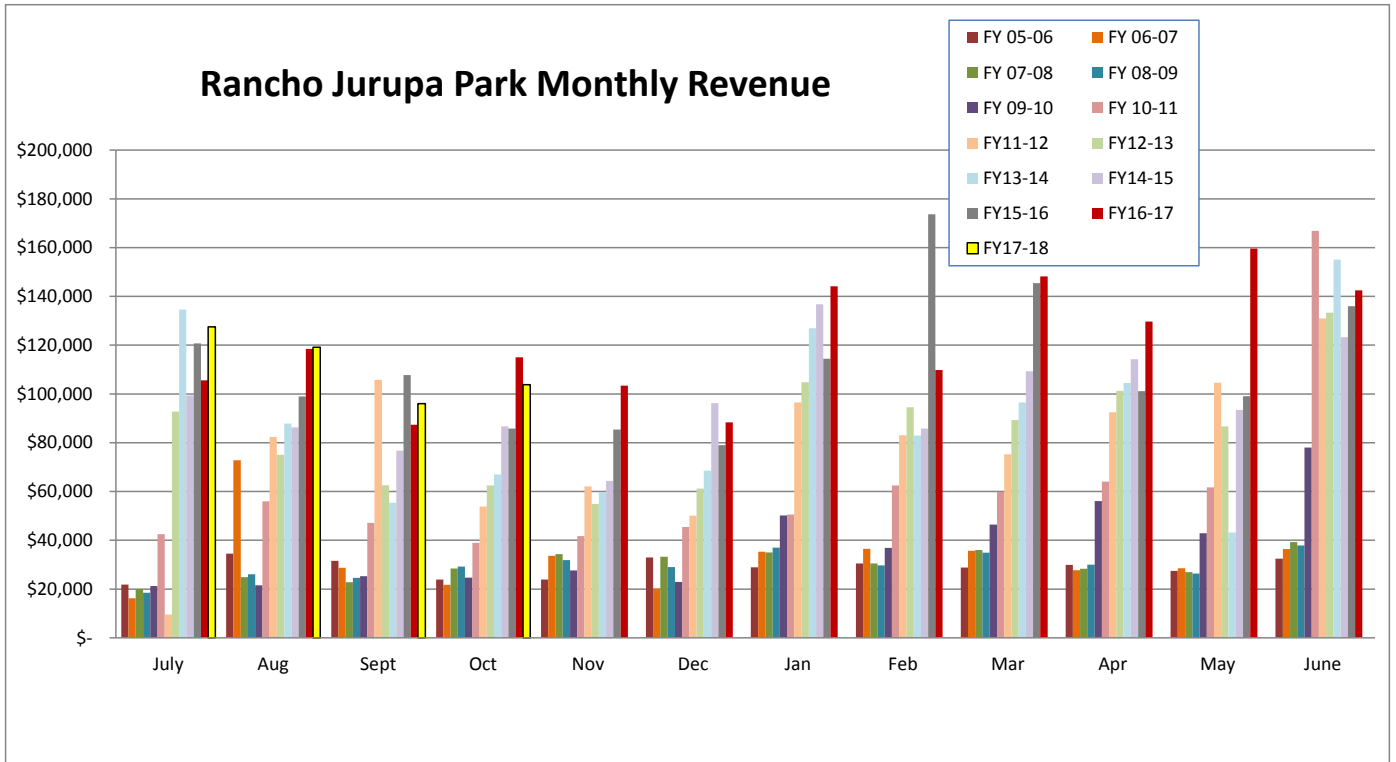




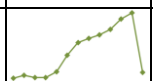
REGIONAL PARK AND OPEN SPACE DISTRICT

HISTORICAL PARK REVENUE

***Rancho Jurupa Park***



Fiscal Year	July	Aug	Sept	Oct	Nov	Dec	Jan	Feb	Mar	Apr	May	June	Total
FY 05-06	21,790	34,472	31,585	23,883	23,928	32,957	28,912	30,474	28,784	29,927	27,429	32,470	<b>\$346,611</b>
FY 06-07	16,260	72,824	28,748	21,721	33,621	20,116	35,313	36,506	35,672	27,686	28,552	36,437	<b>\$393,455</b>
FY 07-08	19,975	24,892	22,822	28,376	34,347	33,226	34,985	30,463	36,000	28,309	26,982	39,232	<b>\$359,608</b>
FY 08-09	18,497	26,034	24,611	29,203	31,843	29,022	36,998	29,667	34,940	29,971	26,365	37,832	<b>\$354,983</b>
FY 09-10	21,196	21,533	25,244	24,647	27,672	22,901	50,214	36,901	46,426	56,081	42,852	77,979	<b>\$453,646</b>
FY 10-11	42,492	55,930	47,164	38,943	41,682	45,399	50,554	62,504	59,854	64,022	61,699	166,915	<b>\$737,156</b>
FY11-12	9,523	82,360	105,735	53,823	62,060	50,063	96,478	83,068	75,295	92,510	104,628	131,012	<b>\$946,556</b>
FY12-13	92,743	75,037	62,576	62,440	54,886	61,193	104,807	94,510	89,305	101,205	86,723	133,354	<b>\$1,018,778</b>
FY13-14	134,579	87,842	55,395	67,017	59,796	68,614	126,980	82,905	96,567	104,445	43,202	155,103	<b>\$1,082,445</b>
FY14-15	99,349	86,315	76,706	86,651	64,359	96,248	136,762	85,796	109,301	114,277	93,484	123,338	<b>\$1,172,586</b>
FY15-16	120,724	98,955	107,724	85,758	85,408	78,987	114,452	173,656	145,469	101,161	99,098	135,943	<b>\$1,347,334</b>
FY16-17	105,595	118,499	87,393	115,041	103,395	88,331	144,190	109,843	148,216	129,709	159,638	142,502	<b>\$1,452,352</b>
FY17-18	127,543	119,191	96,032	103,777									<b>\$446,543</b>

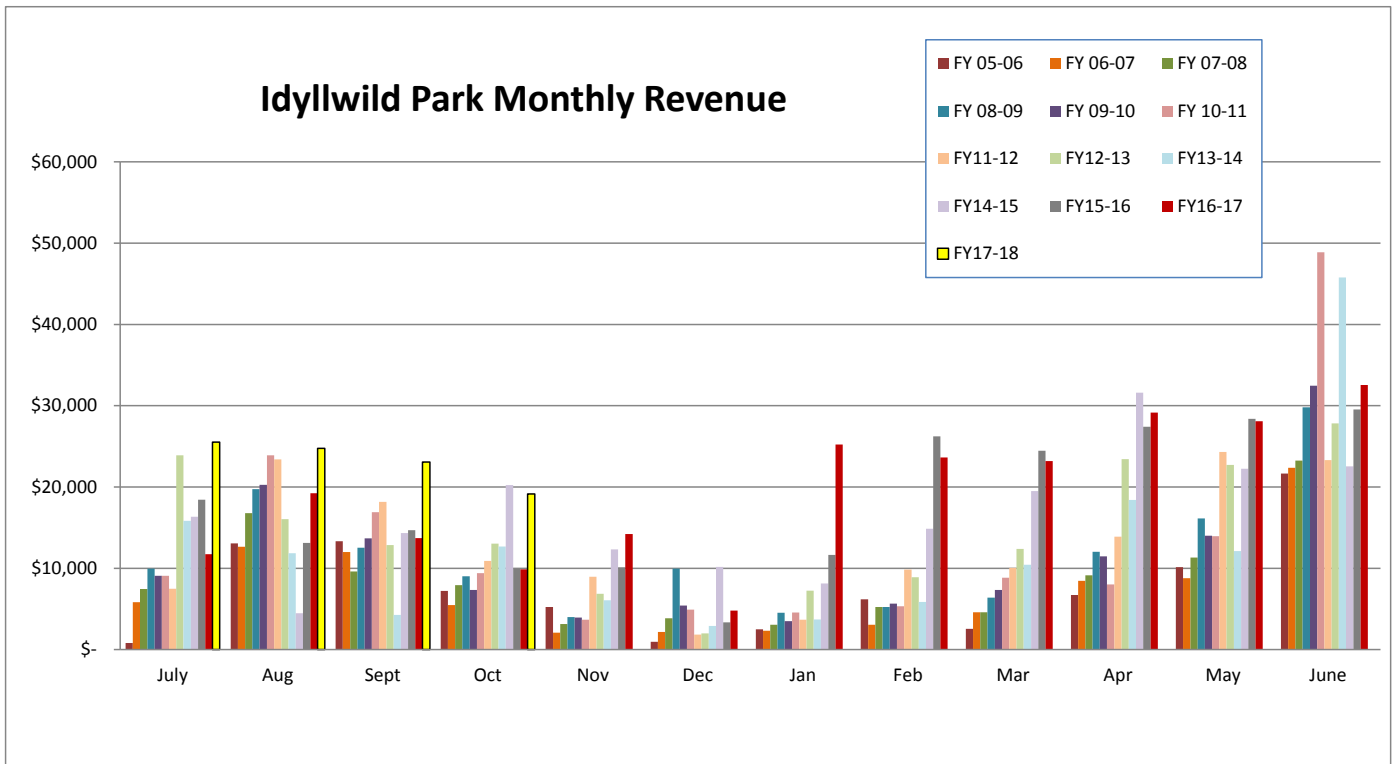




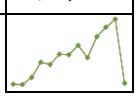
REGIONAL PARK AND OPEN SPACE DISTRICT

HISTORICAL PARK REVENUE

***Idyllwild Park***



Fiscal Year	July	Aug	Sept	Oct	Nov	Dec	Jan	Feb	Mar	Apr	May	June	Total
FY 05-06	802	13,063	13,338	7,222	5,248	968	2,495	6,171	2,562	6,722	10,140	21,647	<b>\$90,378</b>
FY 06-07	5,822	12,637	11,997	5,458	2,085	2,172	2,311	3,060	4,587	8,441	8,786	22,356	<b>\$89,712</b>
FY 07-08	7,442	16,775	9,601	7,937	3,141	3,855	3,045	5,222	4,578	9,122	11,325	23,236	<b>\$105,278</b>
FY 08-09	9,957	19,729	12,524	9,004	3,994	9,954	4,521	5,222	6,375	12,026	16,135	29,796	<b>\$139,235</b>
FY 09-10	9,071	20,270	13,692	7,336	3,934	5,422	3,490	5,660	7,328	11,456	13,999	32,458	<b>\$134,116</b>
FY 10-11	9,062	23,899	16,901	9,399	3,663	4,916	4,560	5,319	8,846	8,000	13,936	48,866	<b>\$157,368</b>
FY11-12	7,470	23,399	18,164	10,899	8,941	1,845	3,674	9,848	10,049	13,885	24,314	23,319	<b>\$155,806</b>
FY12-13	23,901	16,049	12,865	13,025	6,852	1,986	7,244	8,901	12,386	23,436	22,723	27,818	<b>\$177,186</b>
FY13-14	15,833	11,850	4,261	12,674	6,052	2,906	3,698	5,847	10,421	18,391	12,122	45,766	<b>\$149,821</b>
FY14-15	16,333	4,479	14,317	20,234	12,314	10,152	8,141	14,875	19,492	31,610	22,235	22,534	<b>\$196,716</b>
FY15-16	18,443	13,128	14,679	9,954	10,115	3,359	11,657	26,213	24,458	27,410	28,391	29,526	<b>\$217,332</b>
FY16-17	11,735	19,229	13,699	9,865	14,202	4,794	25,214	23,625	23,176	29,153	28,097	32,539	<b>\$235,328</b>
FY17-18	25,505	24,757	23,074	19,145									<b>\$92,482</b>

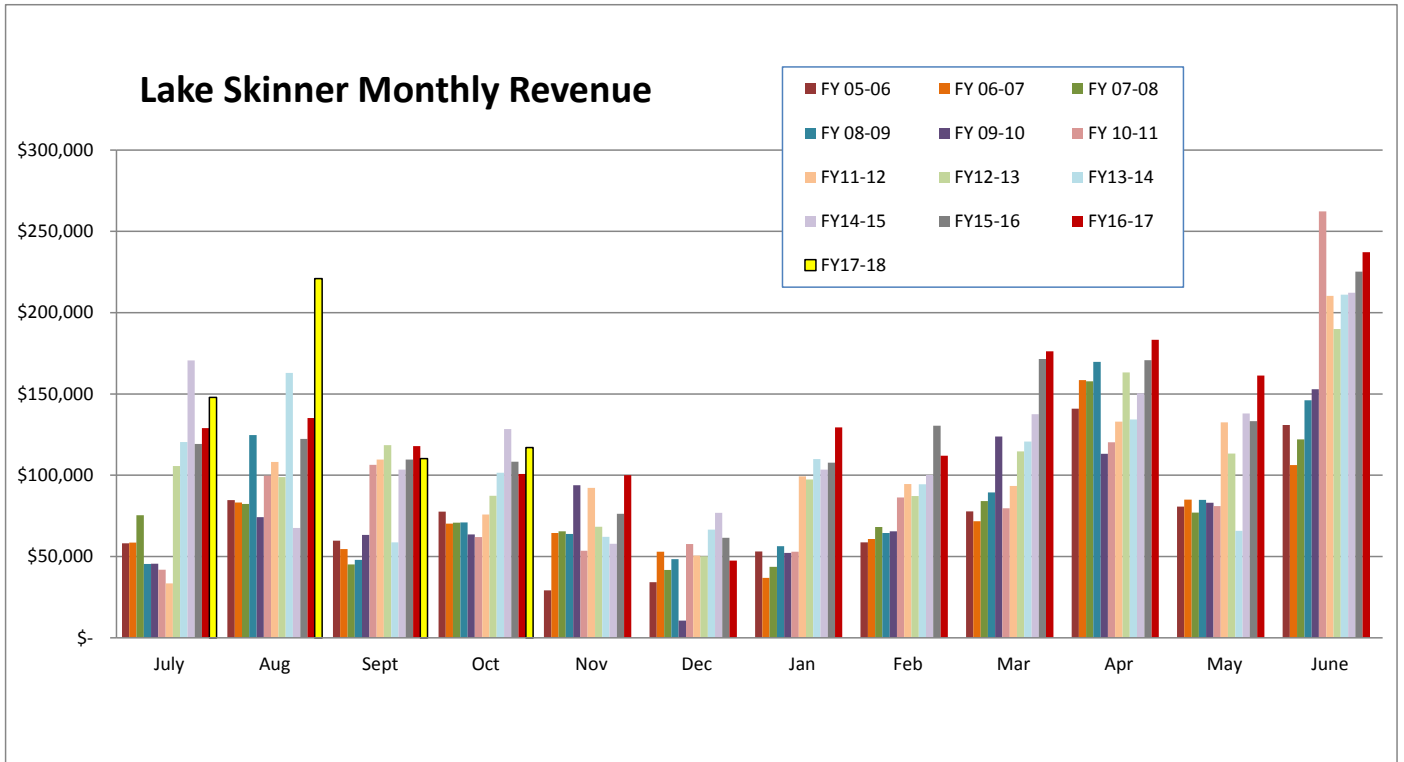




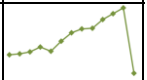
REGIONAL PARK AND OPEN SPACE DISTRICT

HISTORICAL PARK REVENUE

***Lake Skinner***



Fiscal Year	July	Aug	Sept	Oct	Nov	Dec	Jan	Feb	Mar	Apr	May	June	Total
FY 05-06	58,163	84,738	59,737	77,670	29,134	34,241	53,172	58,644	77,786	140,972	80,725	130,858	<b>\$885,840</b>
FY 06-07	58,587	83,201	54,531	70,196	64,515	52,973	36,811	60,783	71,752	158,472	85,060	106,247	<b>\$903,129</b>
FY 07-08	75,405	82,373	45,200	70,773	65,501	41,793	43,616	68,142	84,041	157,725	77,064	121,999	<b>\$933,632</b>
FY 08-09	45,379	124,778	47,930	70,916	63,901	48,415	56,309	64,522	89,374	169,703	84,784	146,183	<b>\$1,012,194</b>
FY 09-10	45,544	74,263	63,243	63,544	93,851	10,601	52,156	65,552	123,757	113,223	83,048	152,864	<b>\$941,645</b>
FY 10-11	41,899	99,753	106,436	62,019	53,593	57,661	52,991	86,363	79,687	120,320	81,013	262,243	<b>\$1,103,979</b>
FY11-12	33,409	108,234	109,672	75,898	92,217	50,636	99,375	94,519	93,466	133,007	132,492	210,333	<b>\$1,233,259</b>
FY12-13	105,593	98,902	118,577	87,410	68,286	50,129	97,459	87,180	114,674	163,276	113,359	189,929	<b>\$1,294,773</b>
FY13-14	120,430	162,982	58,684	101,582	62,172	66,523	110,001	94,504	120,679	134,341	65,832	211,051	<b>\$1,308,783</b>
FY14-15	170,673	67,596	103,453	128,411	57,851	76,914	103,432	100,238	137,591	150,451	137,963	212,301	<b>\$1,446,874</b>
FY15-16	119,177	122,372	109,645	108,301	76,260	61,493	107,755	130,409	171,440	170,743	133,294	225,221	<b>\$1,536,111</b>
FY16-17	129,045	135,248	117,852	100,735	100,013	47,463	129,384	111,984	176,201	183,296	161,342	237,193	<b>\$1,629,754</b>
FY17-18	147,904	221,016	110,169	116,956									<b>\$596,045</b>

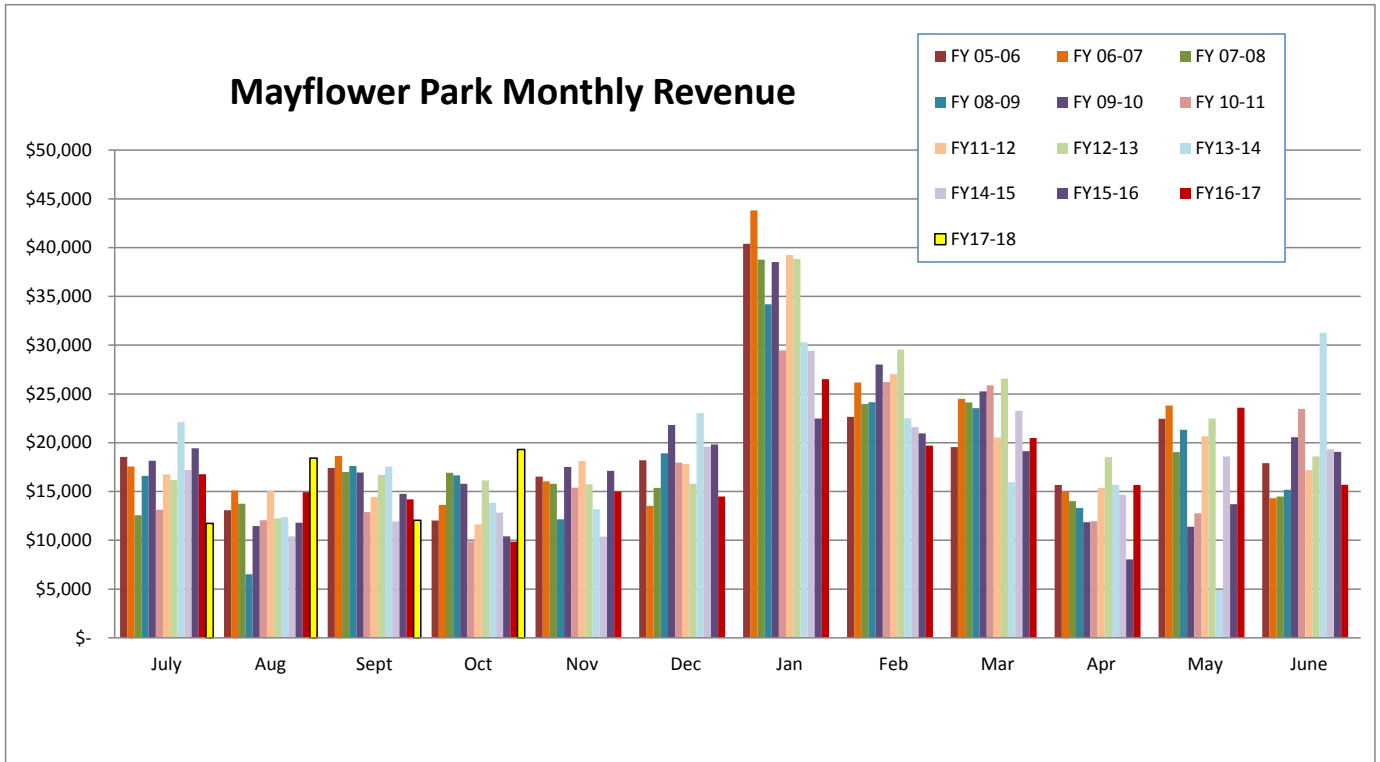




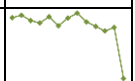
REGIONAL PARK AND OPEN SPACE DISTRICT

HISTORICAL PARK REVENUE

***Mayflower Park***

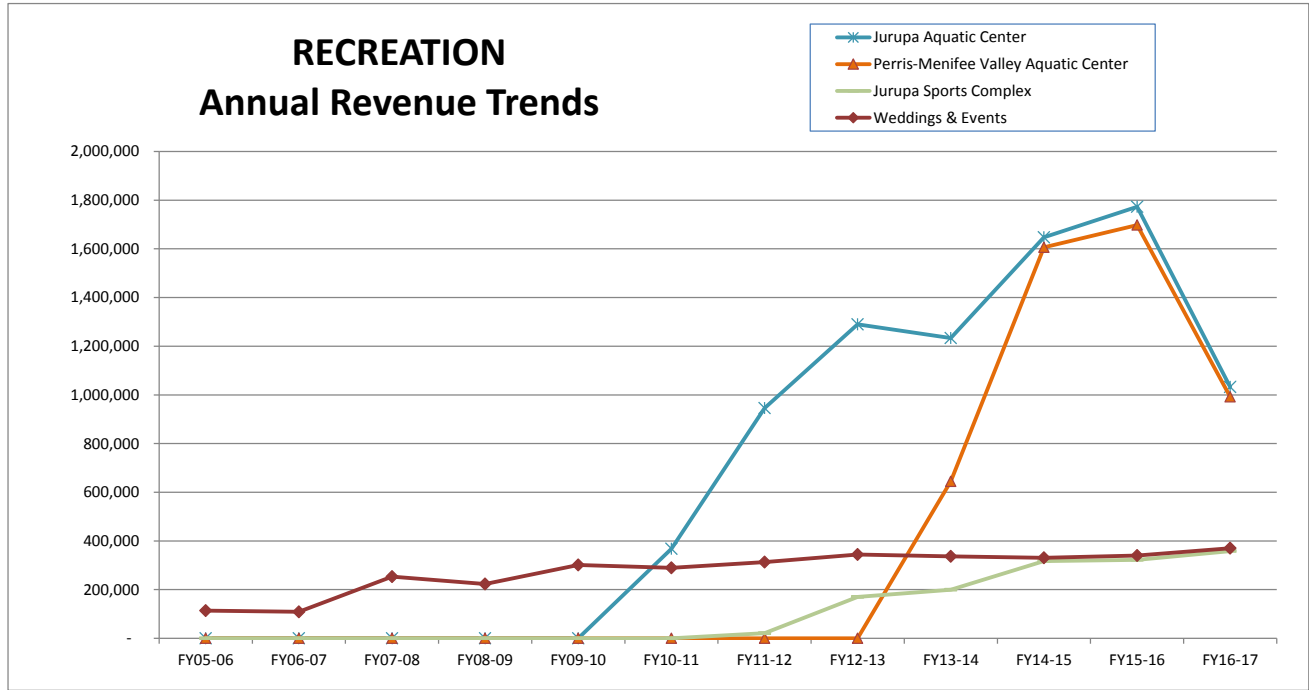


Fiscal Year	July	Aug	Sept	Oct	Nov	Dec	Jan	Feb	Mar	Apr	May	June	Total
FY 05-06	18,552	13,075	17,404	12,013	16,540	18,194	40,389	22,658	19,558	15,671	22,452	17,910	<b>\$234,416</b>
FY 06-07	17,573	15,112	18,640	13,613	16,046	13,522	43,804	26,183	24,496	14,984	23,820	14,309	<b>\$242,102</b>
FY 07-08	12,557	13,753	17,007	16,911	15,790	15,367	38,763	23,986	24,120	14,030	19,050	14,491	<b>\$225,823</b>
FY 08-09	16,608	6,518	17,619	16,660	12,137	18,917	34,185	24,153	23,543	13,305	21,326	15,174	<b>\$220,144</b>
FY 09-10	18,155	11,465	16,958	15,783	17,508	21,820	38,523	28,006	25,256	11,848	11,373	20,551	<b>\$237,245</b>
FY 10-11	13,129	12,048	12,897	9,879	15,398	17,949	29,477	26,228	25,881	11,947	12,763	23,457	<b>\$211,053</b>
FY 11-12	16,754	15,044	14,426	11,636	18,117	17,824	39,240	27,031	20,537	15,347	20,664	17,185	<b>\$233,805</b>
FY 12-13	16,181	12,238	16,706	16,141	15,741	15,790	38,845	29,537	26,560	18,521	22,490	18,599	<b>\$247,349</b>
FY 13-14	22,105	12,360	17,553	13,857	13,193	23,048	30,309	22,511	15,960	15,701	4,899	31,259	<b>\$222,754</b>
FY 14-15	17,203	10,389	11,932	12,827	10,384	19,606	29,414	21,603	23,259	14,670	18,592	19,341	<b>\$209,220</b>
FY 15-16	19,440	11,794	14,763	10,411	17,126	19,820	22,472	20,953	19,132	8,042	13,687	19,058	<b>\$196,698</b>
FY 16-17	16,779	14,921	14,197	9,869	15,001	14,486	26,529	19,709	20,500	15,670	23,582	15,702	<b>\$206,944</b>
FY 17-18	11,720	18,418	12,053	19,320									<b>\$61,510</b>





**REGIONAL PARK AND OPEN SPACE DISTRICT  
HISTORICAL RECREATION REVENUE**



ACTIVITY	FY05-06	FY06-07	FY07-08	FY08-09	FY09-10	FY10-11	FY11-12	FY12-13	FY13-14	FY14-15	FY15-16	FY16-17	
Jurupa Aquatic Center	-	-	-	-	-	367,813	945,850	1,289,612	1,233,712	1,647,811	1,772,817	1,032,832	58%
Perris-Menifee Valley Aquatic Center	-	-	-	-	-	-	-	-	644,834	1,605,946	1,697,616	991,757	58%
Jurupa Sports Complex	-	-	-	-	-	-	20,950	169,977	199,466	316,942	322,010	358,151	####
Weddings & Events	113,445	108,980	253,362	223,289	301,088	289,892	313,025	344,577	336,236	330,388	340,260	370,019	####

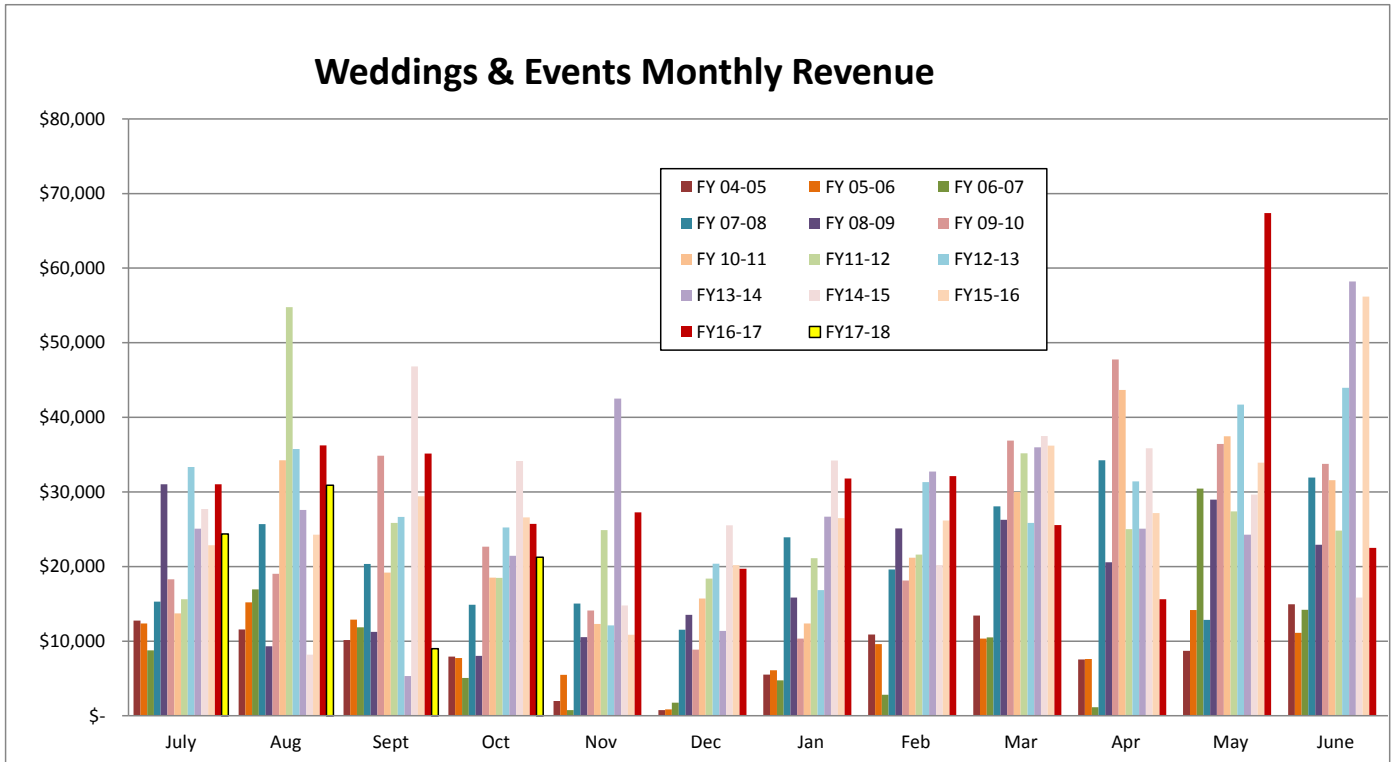




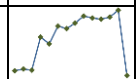
REGIONAL PARK AND OPEN SPACE DISTRICT

HISTORICAL PARK REVENUE

**Weddings & Events**



Fiscal Year	July	Aug	Sept	Oct	Nov	Dec	Jan	Feb	Mar	Apr	May	June	Total
FY 04-05	12,755	11,575	10,150	7,925	1,963	750	5,500	10,888	13,412	7,538	8,688	14,950	<b>\$106,094</b>
FY 05-06	12,375	15,211	12,888	7,726	5,488	850	6,088	9,600	10,338	7,613	14,168	11,100	<b>\$113,445</b>
FY 06-07	8,774	16,941	11,860	5,061	750	1,750	4,750	2,800	10,500	1,145	30,451	14,198	<b>\$108,980</b>
FY 07-08	15,283	25,673	20,330	14,879	15,050	11,530	23,928	19,595	28,068	34,253	12,855	31,918	<b>\$253,362</b>
FY 08-09	31,014	9,310	11,235	8,018	10,540	13,510	15,824	25,115	26,273	20,559	28,978	22,913	<b>\$223,289</b>
FY 09-10	18,275	19,038	34,868	22,650	14,095	8,860	10,330	18,125	36,884	47,760	36,445	33,758	<b>\$301,088</b>
FY 10-11	13,725	34,232	19,188	18,523	12,295	15,699	12,368	21,175	29,991	43,683	37,458	31,558	<b>\$289,892</b>
FY 11-12	15,610	54,757	25,834	18,489	24,875	18,377	21,103	21,602	35,169	25,002	27,389	24,818	<b>\$313,025</b>
FY 12-13	33,355	35,743	26,658	25,237	12,105	20,372	16,850	31,309	25,851	31,412	41,717	43,970	<b>\$344,577</b>
FY 13-14	25,074	27,593	5,320	21,451	42,497	11,365	26,687	32,723	35,971	25,059	24,271	58,225	<b>\$336,236</b>
FY 14-15	27,707	8,176	46,821	34,152	14,781	25,525	34,196	20,185	37,485	35,858	29,649	15,855	<b>\$330,388</b>
FY 15-16	22,841	24,263	29,429	26,600	10,850	20,174	26,480	26,175	36,204	27,162	33,915	56,168	<b>\$340,260</b>
FY 16-17	31,009	36,251	35,139	25,718	27,255	19,712	31,789	32,106	25,545	15,629	67,377	22,489	<b>\$370,019</b>
FY 17-18	24,370	30,898	8,998	21,244									<b>\$85,510</b>

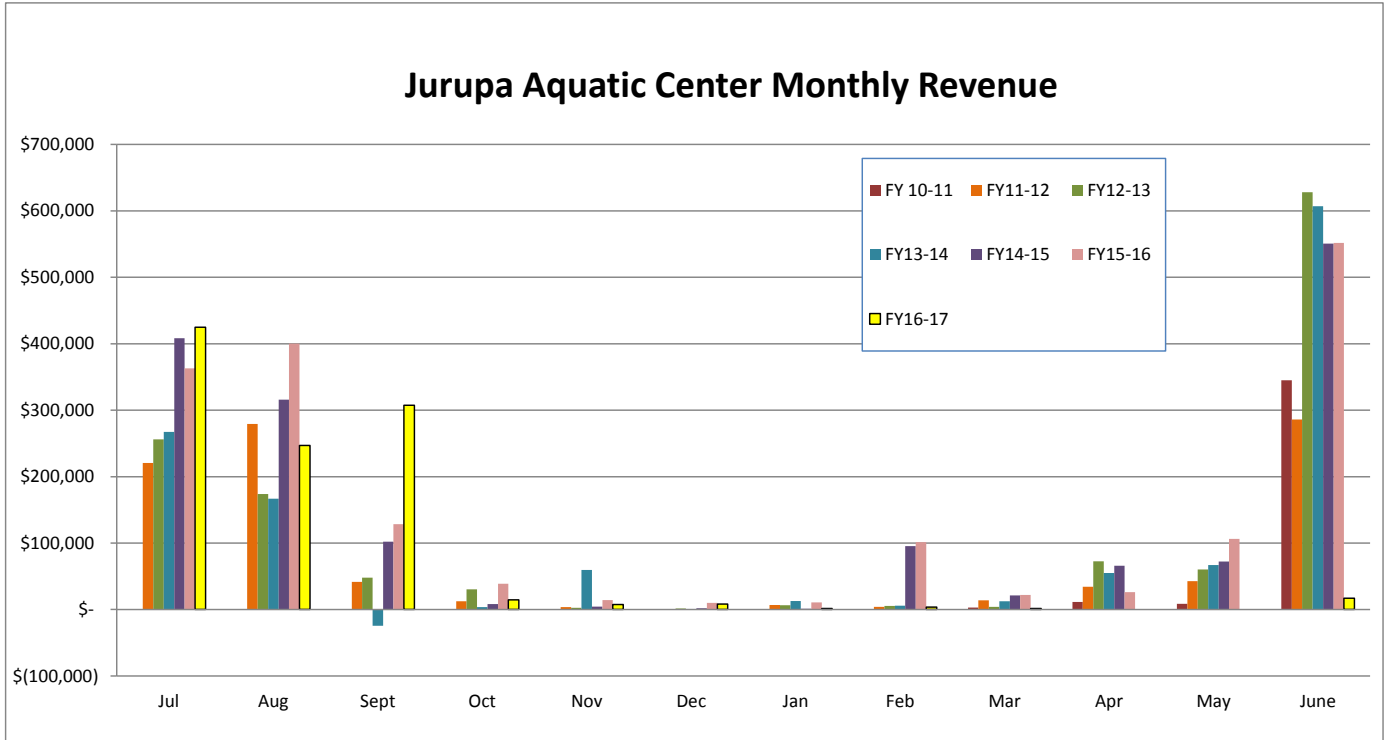





REGIONAL PARK AND OPEN SPACE DISTRICT

HISTORICAL PARK REVENUE

**Jurupa Aquatic Center**



Fiscal Year	Jul	Aug	Sept	Oct	Nov	Dec	Jan	Feb	Mar	Apr	May	June	Total
FY 10-11	-	-	-	-	-	-	-	-	2,880	11,304	8,530	345,099	<b>\$367,813</b>
FY11-12	220,481	279,219	41,566	12,519	3,730	659	7,004	3,957	13,872	34,325	42,605	285,913	<b>\$945,850</b>
FY12-13	256,256	173,739	48,111	30,345	2,554	1,730	6,453	5,303	3,941	72,720	60,397	628,065	<b>\$1,289,612</b>
FY13-14	267,370	166,714	(24,420)	3,544	59,699	929	12,800	5,671	12,428	55,142	66,907	606,927	<b>\$1,233,712</b>
FY14-15	408,293	315,911	102,097	8,248	4,285	2,066	1,178	95,312	21,260	65,969	72,379	550,813	<b>\$1,647,811</b>
FY15-16	363,011	400,210	128,442	38,893	14,189	9,974	10,601	101,375	21,857	26,266	106,280	551,721	<b>\$1,772,817</b>
FY16-17	424,725	246,818	307,416	14,554	7,650	8,185	1,590	3,518	1,500	-	-	16,875	<b>\$1,032,832</b>

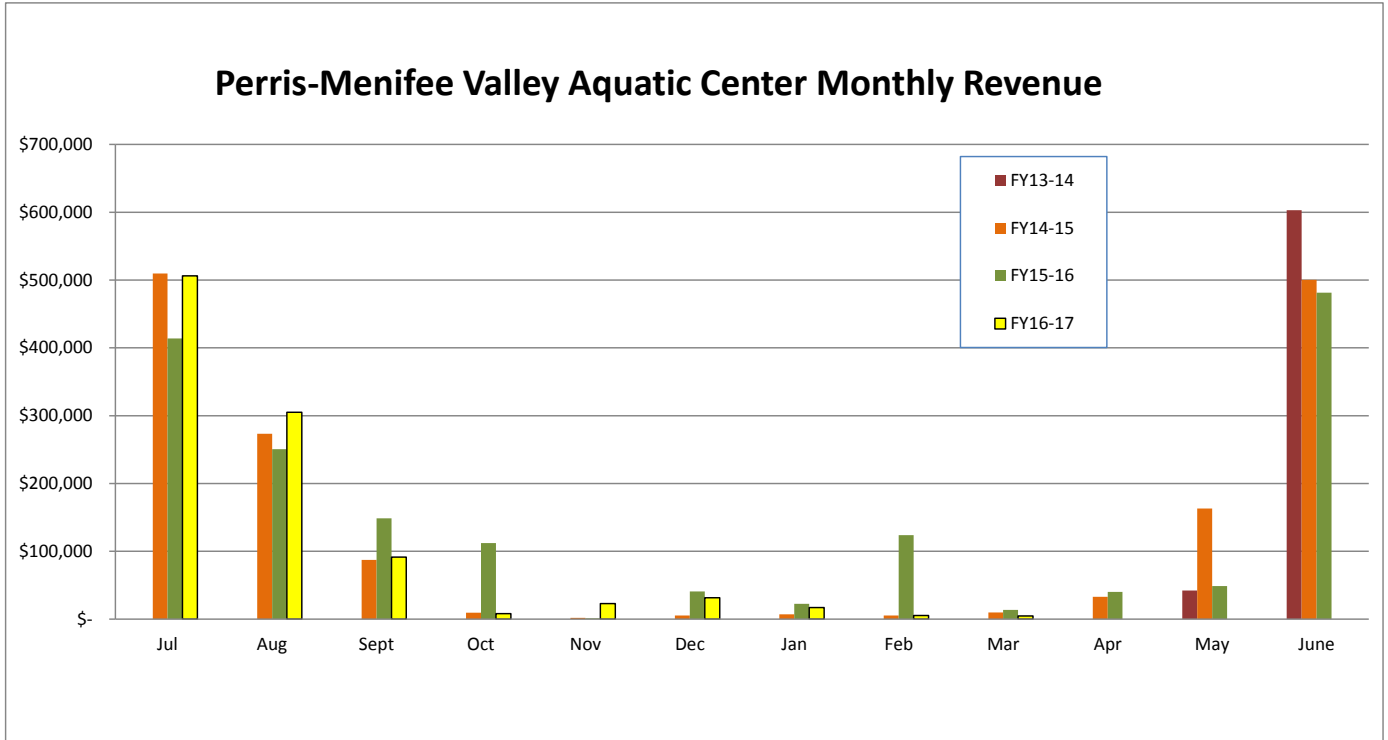





REGIONAL PARK AND OPEN SPACE DISTRICT

HISTORICAL PARK REVENUE

**Perris-Menifee Valley Aquatic Center**



Fiscal Year	Jul	Aug	Sept	Oct	Nov	Dec	Jan	Feb	Mar	Apr	May	June	Total
FY13-14											42,025	602,809	<b>\$644,834</b>
FY14-15	509,662	273,331	87,450	9,630	1,793	5,312	7,203	5,227	9,724	32,934	163,216	500,462	<b>\$1,605,946</b>
FY15-16	413,891	250,700	148,762	112,058	1,250	40,758	22,512	123,662	13,734	40,154	48,618	481,518	<b>\$1,697,616</b>
FY16-17	506,219	305,171	91,307	7,955	22,845	31,347	17,035	5,378	4,500	-	-	-	<b>\$991,757</b>

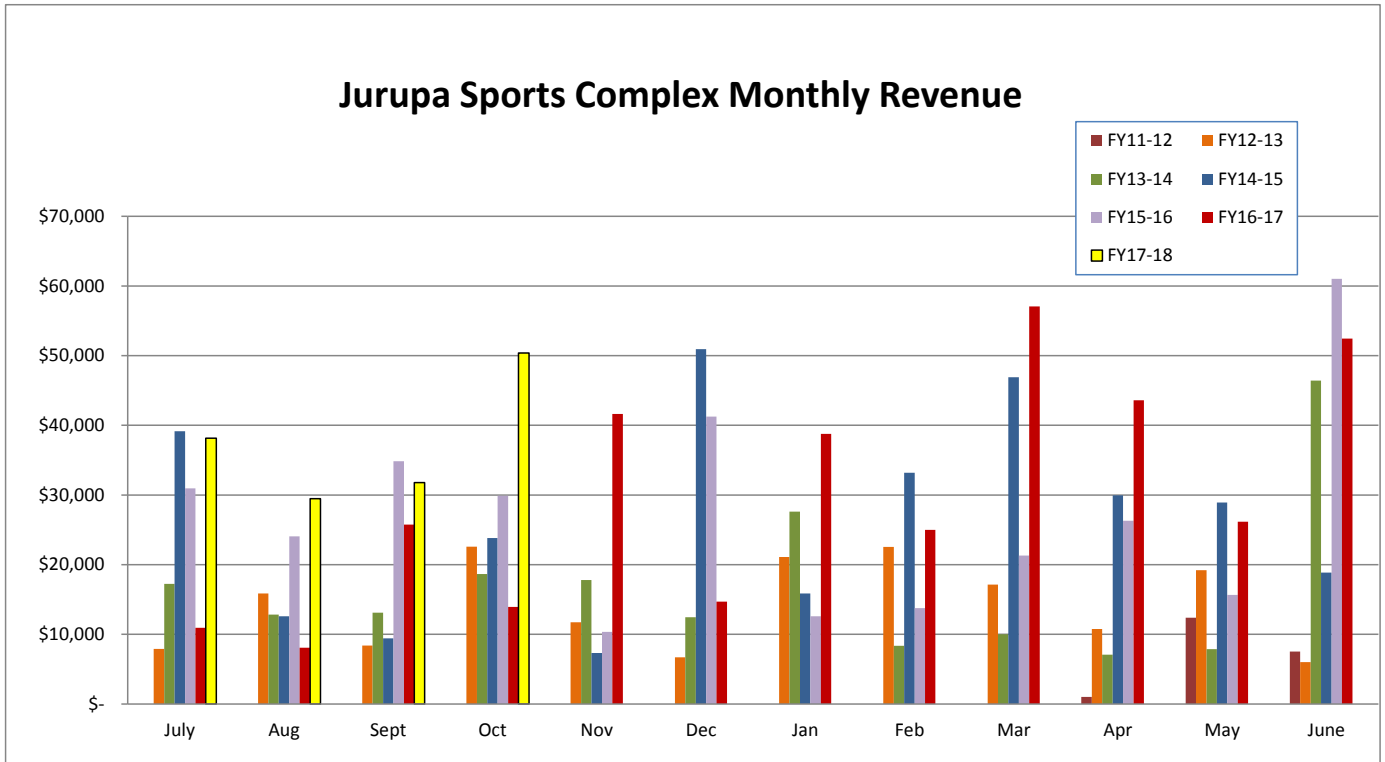




REGIONAL PARK AND OPEN SPACE DISTRICT

HISTORICAL PARK REVENUE

***Jurupa Sports Complex***



Fiscal Year	July	Aug	Sept	Oct	Nov	Dec	Jan	Feb	Mar	Apr	May	June	Total
FY11-12	-	-	-	-	-	-	-	-	-	1,025	12,395	7,530	<b>\$20,950</b>
FY12-13	7,916	15,860	8,405	22,587	11,720	6,712	21,088	22,548	17,138	10,763	19,225	6,017	<b>\$169,977</b>
FY13-14	17,245	12,848	13,100	18,645	17,785	12,462	27,628	8,360	9,998	7,085	7,891	46,420	<b>\$199,466</b>
FY14-15	39,163	12,595	9,425	23,815	7,320	50,925	15,855	33,200	46,894	29,948	28,933	18,870	<b>\$316,942</b>
FY15-16	30,953	24,056	34,855	29,879	10,345	41,258	12,597	13,772	21,310	26,301	15,645	61,040	<b>\$322,010</b>
FY16-17	10,936	8,070	25,767	13,953	41,640	14,695	38,779	24,997	57,068	43,606	26,183	52,457	<b>\$358,151</b>
FY17-18	38,168	29,481	31,786	50,375									<b>\$149,810</b>

