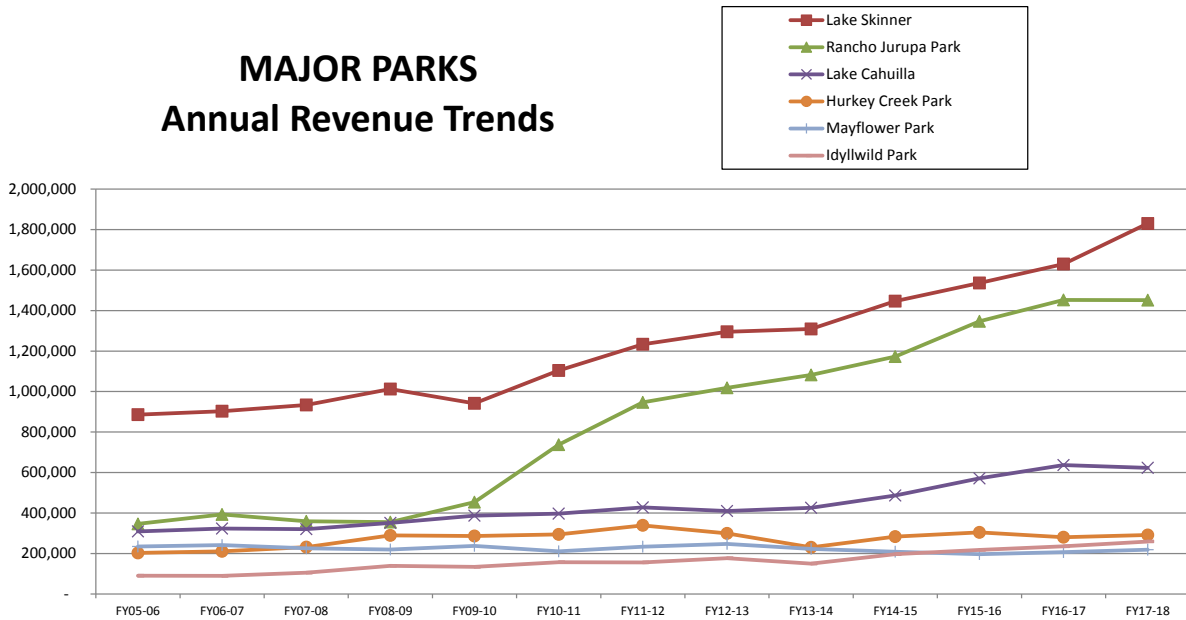




MAJOR PARKS Annual Revenue Trends



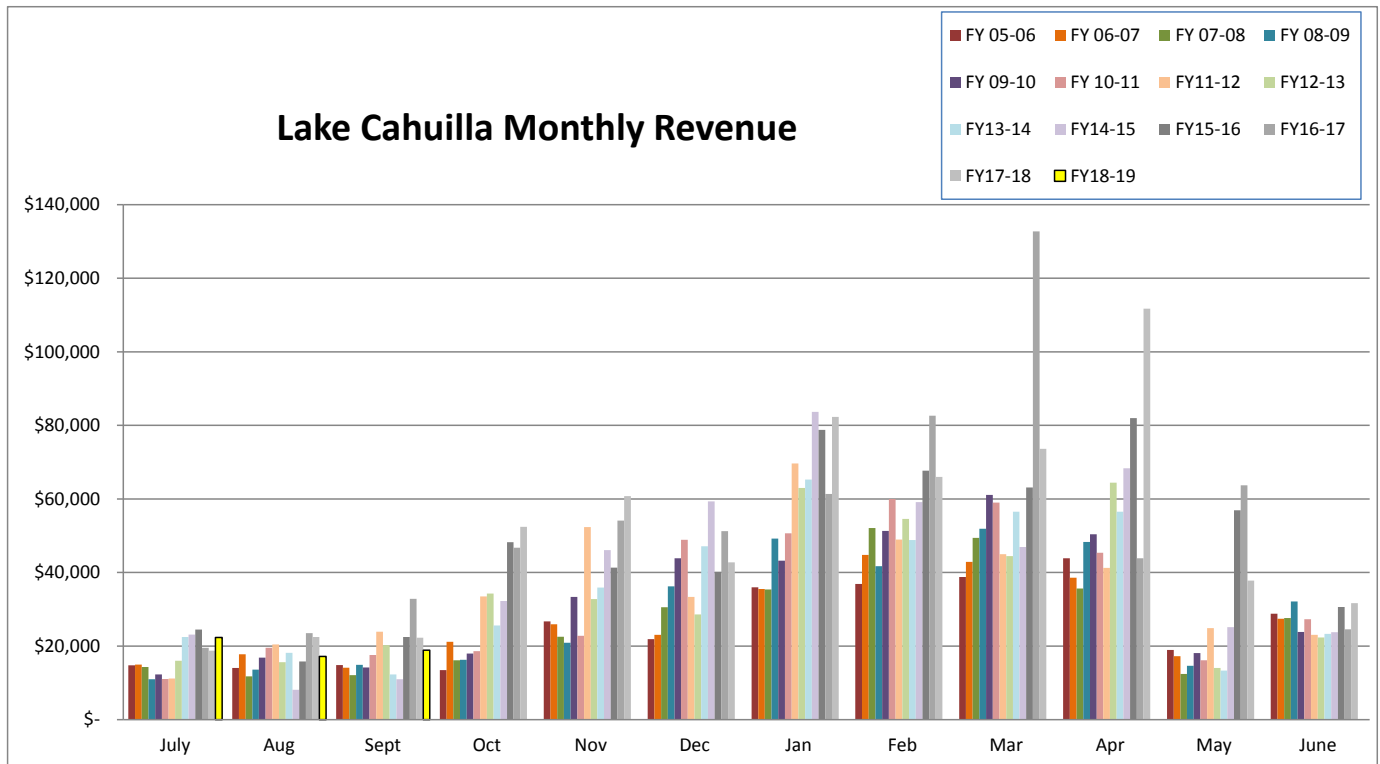
PARK	FY05-06	FY06-07	FY07-08	FY08-09	FY09-10	FY10-11	FY11-12	FY12-13	FY13-14	FY14-15	FY15-16	FY16-17	FY17-18	
Lake Skinner	885,840	903,129	933,632	1,012,194	941,645	1,103,979	1,233,259	1,294,773	1,308,783	1,446,874	1,536,111	1,629,754	1,830,124	112%
Rancho Jurupa Park	346,611	393,455	359,608	354,983	453,646	737,156	946,556	1,018,778	1,082,445	1,172,586	1,347,334	1,452,352	1,451,747	100%
Lake Cahuilla	309,128	323,369	320,111	350,824	386,608	396,874	427,506	410,299	425,431	486,857	571,553	636,887	622,633	98%
Hurkey Creek Park	203,069	210,851	231,575	289,099	286,316	294,011	338,870	299,536	230,668	283,872	304,363	280,557	291,296	104%
Mayflower Park	234,416	242,102	225,823	220,144	237,245	211,053	233,805	247,349	222,754	209,220	196,698	206,944	218,475	106%
Idyllwild Park	90,378	89,712	105,278	139,235	134,116	157,368	155,806	177,186	149,821	196,716	217,332	235,328	259,190	110%
GRAND TOTAL	2,069,442	2,162,618	2,176,027	2,366,478	2,439,575	2,900,441	3,335,803	3,447,921	3,419,903	3,796,124	4,173,391	4,441,821	4,673,464	



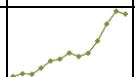
REGIONAL PARK AND OPEN SPACE DISTRICT

HISTORICAL PARK REVENUE

Lake Cahuilla



Fiscal Year	July	Aug	Sept	Oct	Nov	Dec	Jan	Feb	Mar	Apr	May	June	Total
FY 05-06	14,767	14,083	14,858	13,498	26,709	21,916	36,002	36,865	38,799	43,855	18,949	28,826	\$309,128
FY 06-07	14,952	17,744	14,099	21,159	25,963	23,064	35,509	44,795	42,875	38,562	17,232	27,415	\$323,369
FY 07-08	14,318	11,803	12,109	16,143	22,516	30,591	35,408	52,088	49,390	35,672	12,422	27,649	\$320,111
FY 08-09	10,960	13,617	14,880	16,304	20,914	36,222	49,242	41,744	51,874	48,281	14,646	32,141	\$350,824
FY 09-10	12,278	16,865	14,197	17,996	33,395	43,894	43,217	51,322	61,081	50,404	18,106	23,852	\$386,608
FY 10-11	11,071	19,523	17,561	18,627	22,781	48,873	50,640	59,967	59,024	45,350	16,147	27,311	\$396,874
FY11-12	11,187	20,444	23,887	33,470	52,369	33,338	69,647	48,960	44,976	41,266	24,873	23,089	\$427,506
FY12-13	16,014	15,616	20,228	34,275	32,766	28,599	62,960	54,547	44,444	64,420	14,063	22,368	\$410,299
FY13-14	22,471	18,198	12,285	25,622	35,910	47,142	65,256	48,842	56,515	56,560	13,326	23,306	\$425,431
FY14-15	23,104	8,097	11,014	32,251	46,079	59,322	83,701	59,158	46,912	68,318	25,147	23,755	\$486,857
FY15-16	24,496	15,795	22,468	48,224	41,328	40,127	78,783	67,703	63,117	81,963	56,914	30,637	\$571,553
FY16-17	19,527	23,540	32,850	46,719	54,096	51,269	61,368	82,618	132,707	43,890	63,714	24,591	\$636,887
FY17-18	18,767	22,450	22,283	52,441	60,742	42,787	82,322	66,005	73,615	111,741	37,788	31,694	\$622,633
FY18-19	22,327	17,170	18,868										\$58,364

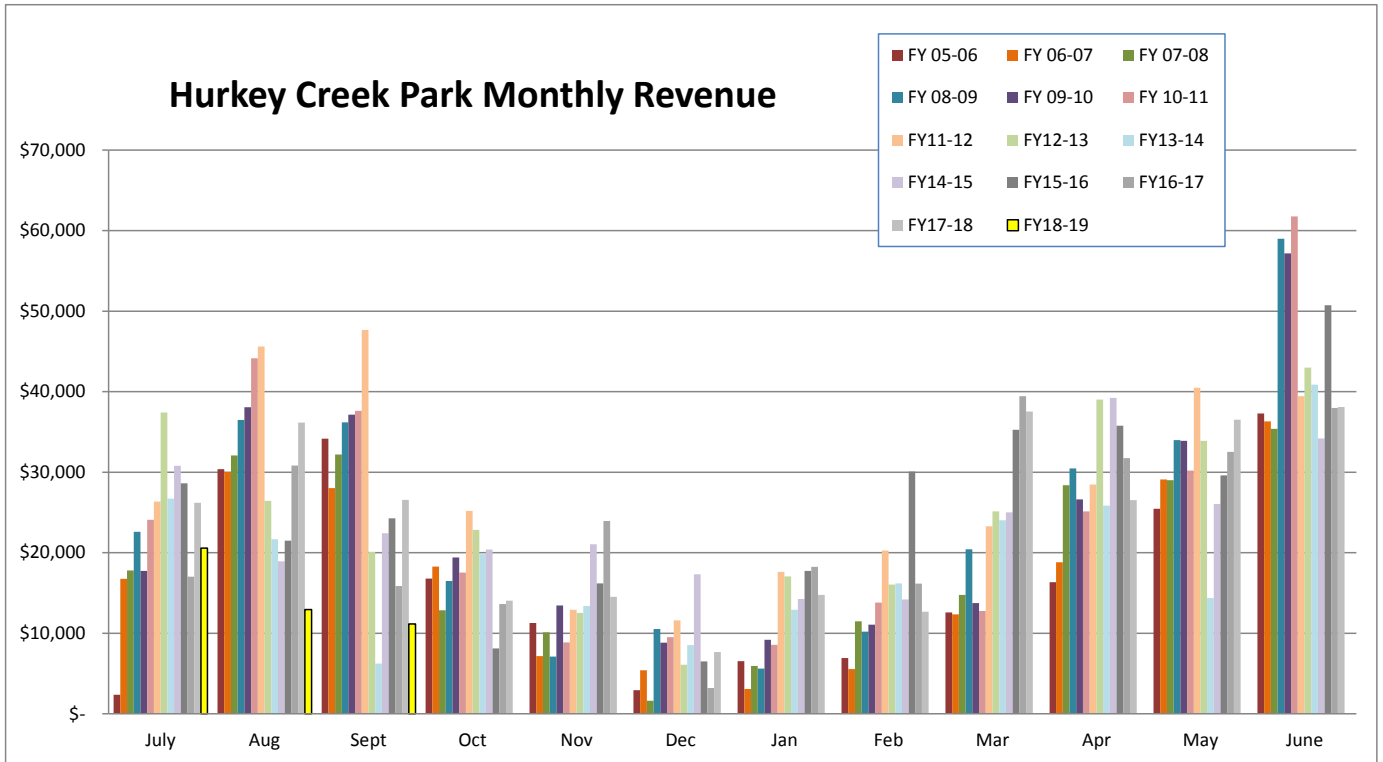




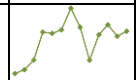
REGIONAL PARK AND OPEN SPACE DISTRICT

HISTORICAL PARK REVENUE

Hurkey Creek Park



Fiscal Year	July	Aug	Sept	Oct	Nov	Dec	Jan	Feb	Mar	Apr	May	June	Total
FY 05-06	2,373	30,367	34,165	16,785	11,283	2,936	6,542	6,914	12,578	16,352	25,473	37,302	\$203,069
FY 06-07	16,755	30,026	28,019	18,291	7,171	5,404	3,071	5,556	12,338	18,804	29,106	36,307	\$210,851
FY 07-08	17,793	32,080	32,183	12,856	10,112	1,620	5,936	11,484	14,751	28,372	28,999	35,389	\$231,575
FY 08-09	22,602	36,490	36,189	16,491	7,113	10,542	5,600	10,195	20,432	30,471	33,985	58,990	\$289,099
FY 09-10	17,741	38,078	37,130	19,412	13,461	8,825	9,187	11,049	13,755	26,615	33,889	57,173	\$286,316
FY 10-11	24,090	44,146	37,633	17,544	8,858	9,524	8,575	13,798	12,756	25,138	30,185	61,763	\$294,011
FY 11-12	26,360	45,615	47,675	25,185	12,903	11,588	17,614	20,277	23,278	28,482	40,468	39,427	\$338,870
FY 12-13	37,398	26,444	20,105	22,831	12,536	6,084	17,059	16,029	25,135	39,032	33,907	42,976	\$299,536
FY 13-14	26,721	21,687	6,221	19,840	13,402	8,545	12,917	16,203	24,036	25,841	14,373	40,882	\$230,668
FY 14-15	30,809	18,933	22,433	20,397	21,037	17,324	14,252	14,208	25,000	39,225	26,062	34,193	\$283,872
FY 15-16	28,609	21,502	24,256	8,117	16,198	6,502	17,742	30,066	35,271	35,767	29,608	50,727	\$304,363
FY 16-17	17,020	30,812	15,878	13,624	23,926	3,183	18,262	16,164	39,429	31,763	32,529	37,969	\$280,557
FY 17-18	26,218	36,156	26,575	14,040	14,512	7,663	14,757	12,681	37,537	26,546	36,524	38,087	\$291,296
FY 18-19	20,586	12,948	11,148										\$44,681

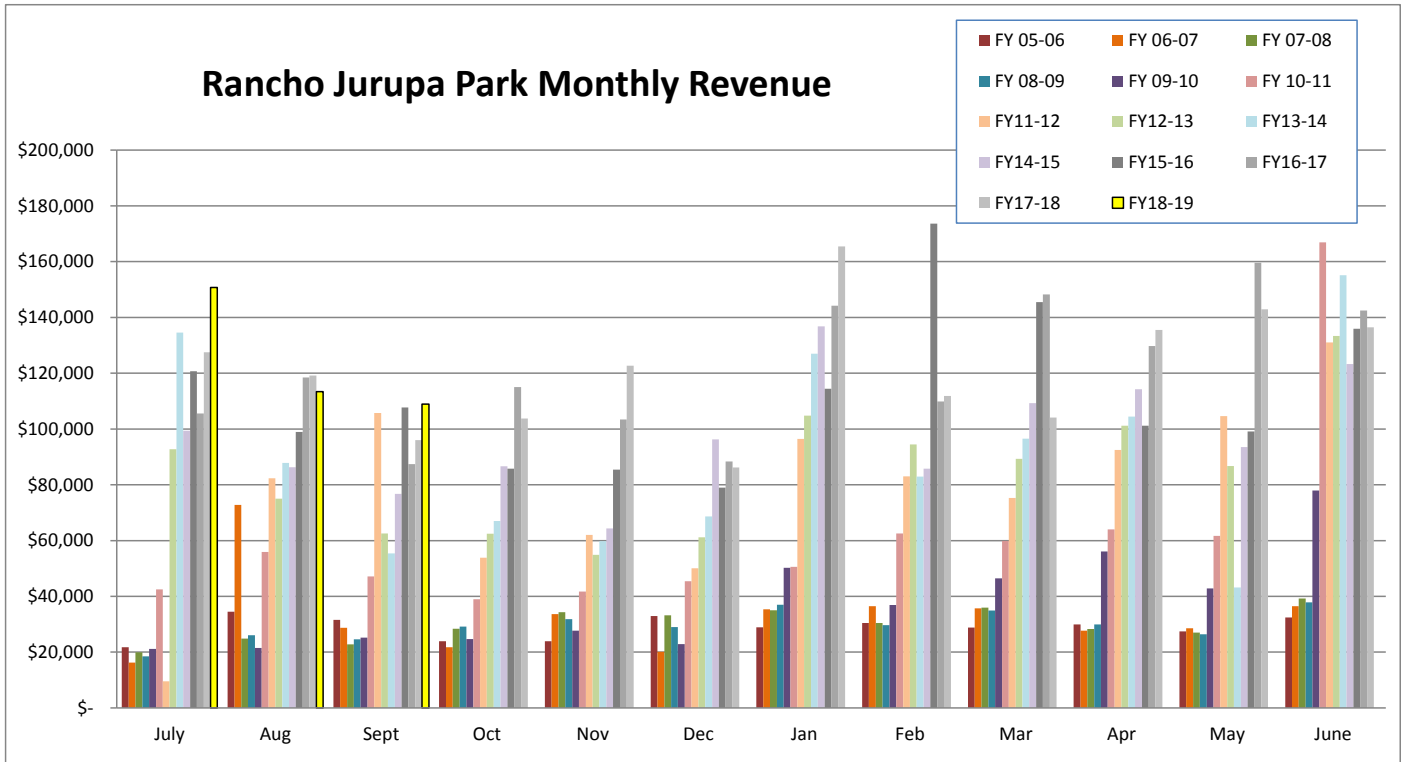




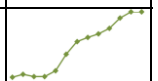
REGIONAL PARK AND OPEN SPACE DISTRICT

HISTORICAL PARK REVENUE

Rancho Jurupa Park



Fiscal Year	July	Aug	Sept	Oct	Nov	Dec	Jan	Feb	Mar	Apr	May	June	Total
FY 05-06	21,790	34,472	31,585	23,883	23,928	32,957	28,912	30,474	28,784	29,927	27,429	32,470	\$346,611
FY 06-07	16,260	72,824	28,748	21,721	33,621	20,116	35,313	36,506	35,672	27,686	28,552	36,437	\$393,455
FY 07-08	19,975	24,892	22,822	28,376	34,347	33,226	34,985	30,463	36,000	28,309	26,982	39,232	\$359,608
FY 08-09	18,497	26,034	24,611	29,203	31,843	29,022	36,998	29,667	34,940	29,971	26,365	37,832	\$354,983
FY 09-10	21,196	21,533	25,244	24,647	27,672	22,901	50,214	36,901	46,426	56,081	42,852	77,979	\$453,646
FY 10-11	42,492	55,930	47,164	38,943	41,682	45,399	50,554	62,504	59,854	64,022	61,699	166,915	\$737,156
FY11-12	9,523	82,360	105,735	53,823	62,060	50,063	96,478	83,068	75,295	92,510	104,628	131,012	\$946,556
FY12-13	92,743	75,037	62,576	62,440	54,886	61,193	104,807	94,510	89,305	101,205	86,723	133,354	\$1,018,778
FY13-14	134,579	87,842	55,395	67,017	59,796	68,614	126,980	82,905	96,567	104,445	43,202	155,103	\$1,082,445
FY14-15	99,349	86,315	76,706	86,651	64,359	96,248	136,762	85,796	109,301	114,277	93,484	123,338	\$1,172,586
FY15-16	120,724	98,955	107,724	85,758	85,408	78,987	114,452	173,656	145,469	101,161	99,098	135,943	\$1,347,334
FY16-17	105,595	118,499	87,393	115,041	103,395	88,331	144,190	109,843	148,216	129,709	159,638	142,502	\$1,452,352
FY17-18	127,543	119,191	96,032	103,777	122,664	86,224	165,419	111,838	104,131	135,519	142,914	136,494	\$1,451,747
FY18-19	150,735	113,372	108,962										\$373,069

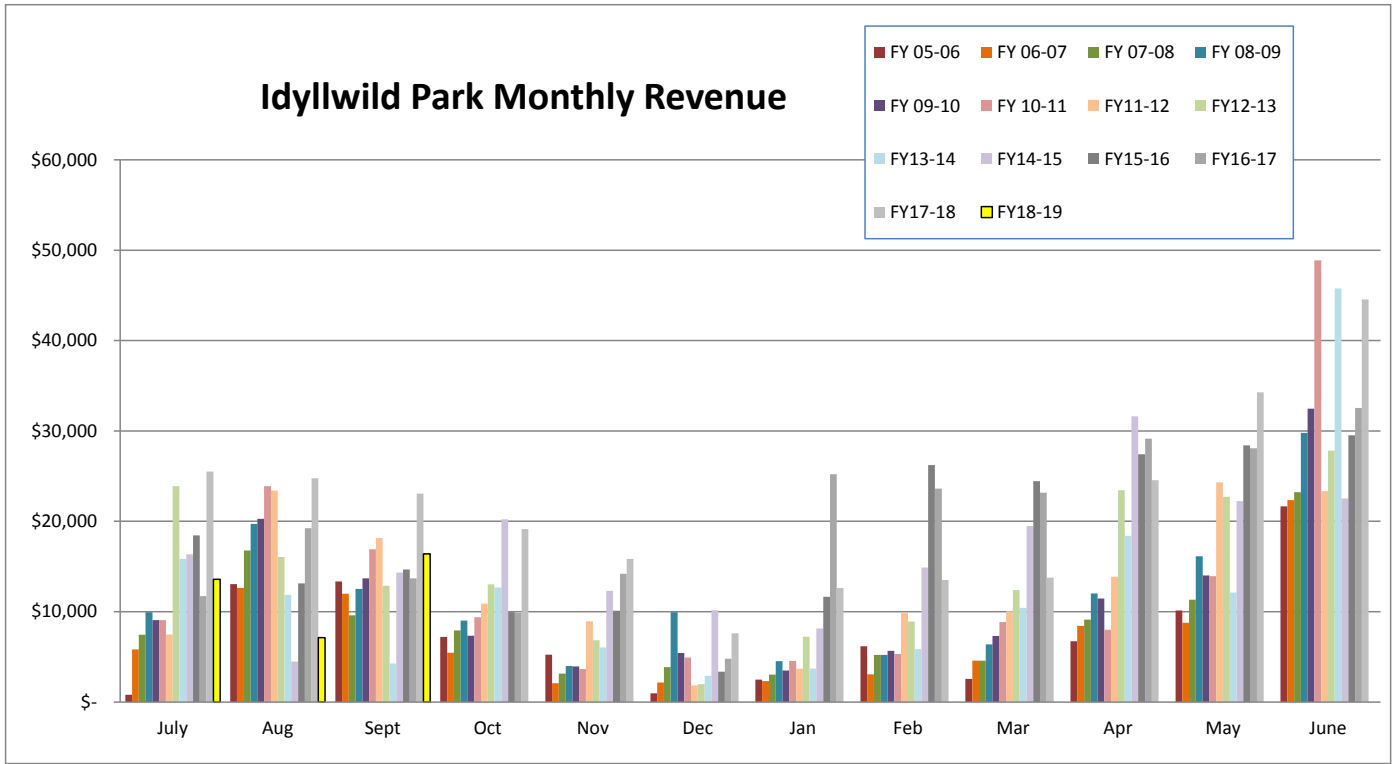





REGIONAL PARK AND OPEN SPACE DISTRICT

HISTORICAL PARK REVENUE

Idyllwild Park



Fiscal Year	July	Aug	Sept	Oct	Nov	Dec	Jan	Feb	Mar	Apr	May	June	Total
FY 05-06	802	13,063	13,338	7,222	5,248	968	2,495	6,171	2,562	6,722	10,140	21,647	\$90,378
FY 06-07	5,822	12,637	11,997	5,458	2,085	2,172	2,311	3,060	4,587	8,441	8,786	22,356	\$89,712
FY 07-08	7,442	16,775	9,601	7,937	3,141	3,855	3,045	5,222	4,578	9,122	11,325	23,236	\$105,278
FY 08-09	9,957	19,729	12,524	9,004	3,994	9,954	4,521	5,222	6,375	12,026	16,135	29,796	\$139,235
FY 09-10	9,071	20,270	13,692	7,336	3,934	5,422	3,490	5,660	7,328	11,456	13,999	32,458	\$134,116
FY 10-11	9,062	23,899	16,901	9,399	3,663	4,916	4,560	5,319	8,846	8,000	13,936	48,866	\$157,368
FY 11-12	7,470	23,399	18,164	10,899	8,941	1,845	3,674	9,848	10,049	13,885	24,314	23,319	\$155,806
FY 12-13	23,901	16,049	12,865	13,025	6,852	1,986	7,244	8,901	12,386	23,436	22,723	27,818	\$177,186
FY 13-14	15,833	11,850	4,261	12,674	6,052	2,906	3,698	5,847	10,421	18,391	12,122	45,766	\$149,821
FY 14-15	16,333	4,479	14,317	20,234	12,314	10,152	8,141	14,875	19,492	31,610	22,235	22,534	\$196,716
FY 15-16	18,443	13,128	14,679	9,954	10,115	3,359	11,657	26,213	24,458	27,410	28,391	29,526	\$217,332
FY 16-17	11,735	19,229	13,699	9,865	14,202	4,794	25,214	23,625	23,176	29,153	28,097	32,539	\$235,328
FY 17-18	25,505	24,757	23,074	19,145	15,838	7,602	12,639	13,504	13,763	24,560	34,261	44,542	\$259,190
FY 18-19	13,573	7,130	16,393										\$37,096

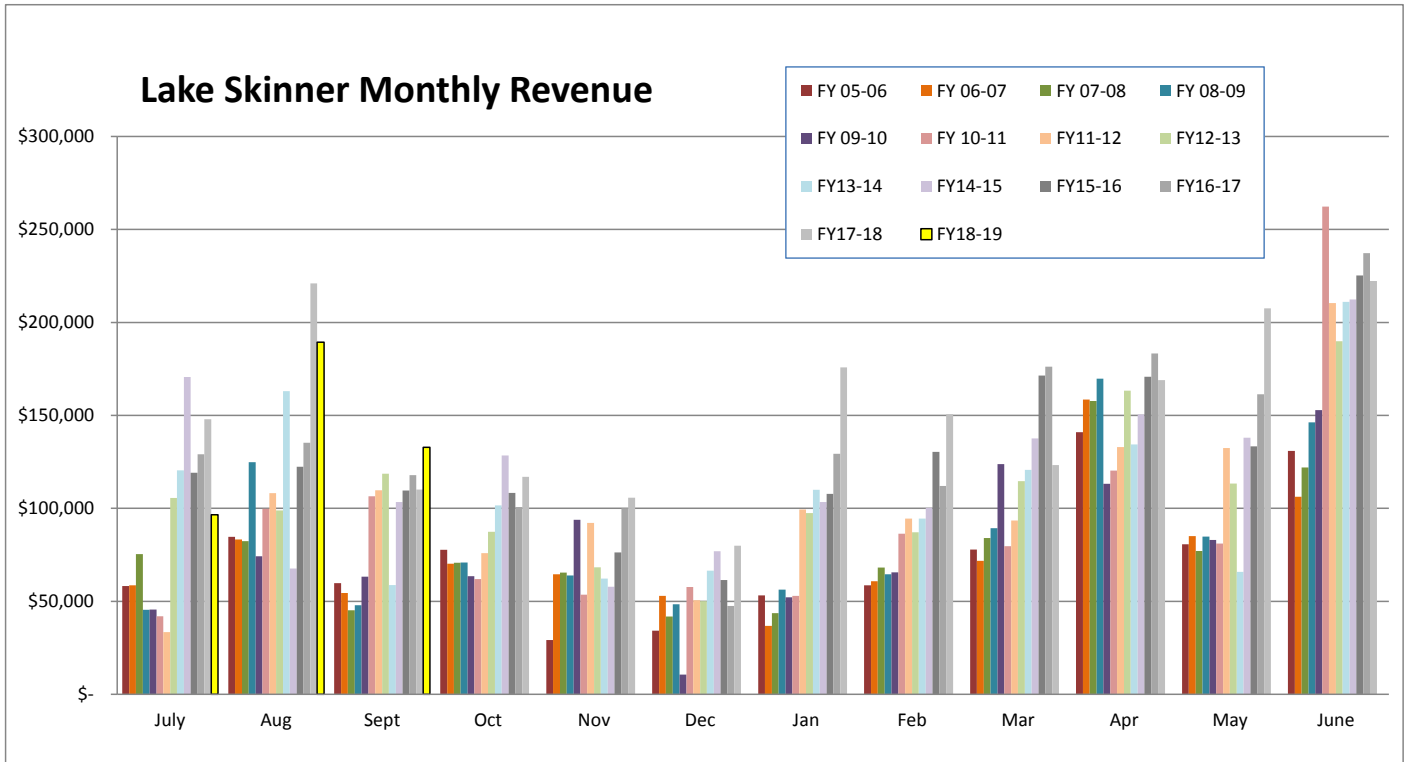




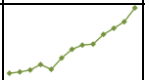
REGIONAL PARK AND OPEN SPACE DISTRICT

HISTORICAL PARK REVENUE

Lake Skinner



Fiscal Year	July	Aug	Sept	Oct	Nov	Dec	Jan	Feb	Mar	Apr	May	June	Total
FY 05-06	58,163	84,738	59,737	77,670	29,134	34,241	53,172	58,644	77,786	140,972	80,725	130,858	\$885,840
FY 06-07	58,587	83,201	54,531	70,196	64,515	52,973	36,811	60,783	71,752	158,472	85,060	106,247	\$903,129
FY 07-08	75,405	82,373	45,200	70,773	65,501	41,793	43,616	68,142	84,041	157,725	77,064	121,999	\$933,632
FY 08-09	45,379	124,778	47,930	70,916	63,901	48,415	56,309	64,522	89,374	169,703	84,784	146,183	\$1,012,194
FY 09-10	45,544	74,263	63,243	63,544	93,851	10,601	52,156	65,552	123,757	113,223	83,048	152,864	\$941,645
FY 10-11	41,899	99,753	106,436	62,019	53,593	57,661	52,991	86,363	79,687	120,320	81,013	262,243	\$1,103,979
FY 11-12	33,409	108,234	109,672	75,898	92,217	50,636	99,375	94,519	93,466	133,007	132,492	210,333	\$1,233,259
FY 12-13	105,593	98,902	118,577	87,410	68,286	50,129	97,459	87,180	114,674	163,276	113,359	189,929	\$1,294,773
FY 13-14	120,430	162,982	58,684	101,582	62,172	66,523	110,001	94,504	120,679	134,341	65,832	211,051	\$1,308,783
FY 14-15	170,673	67,596	103,453	128,411	57,851	76,914	103,432	100,238	137,591	150,451	137,963	212,301	\$1,446,874
FY 15-16	119,177	122,372	109,645	108,301	76,260	61,493	107,755	130,409	171,440	170,743	133,294	225,221	\$1,536,111
FY 16-17	129,045	135,248	117,852	100,735	100,013	47,463	129,384	111,984	176,201	183,296	161,342	237,193	\$1,629,754
FY 17-18	147,904	221,016	110,169	116,956	105,770	79,848	175,835	150,629	123,258	168,907	207,533	222,299	\$1,830,124
FY 18-19	96,570	189,322	132,810										\$418,703

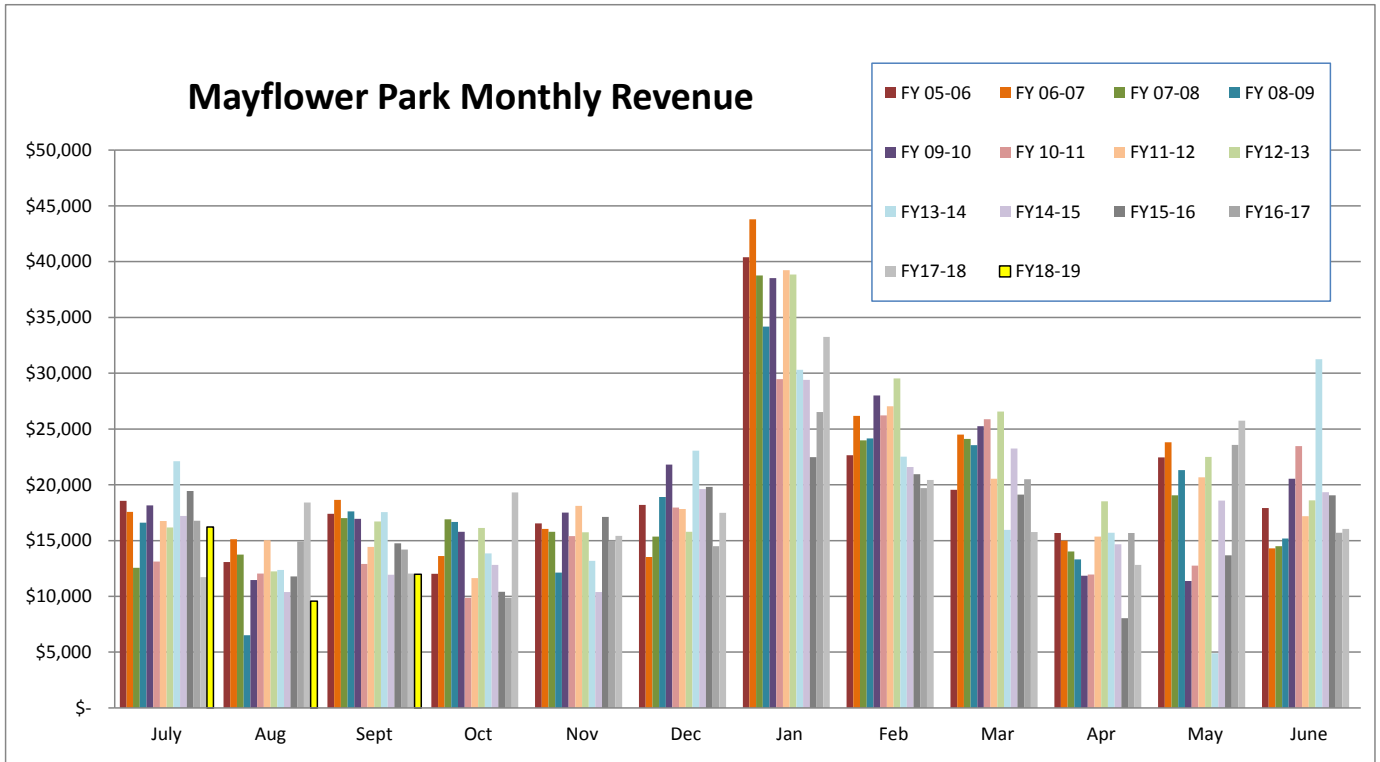




REGIONAL PARK AND OPEN SPACE DISTRICT

HISTORICAL PARK REVENUE

Mayflower Park



Fiscal Year	July	Aug	Sept	Oct	Nov	Dec	Jan	Feb	Mar	Apr	May	June	Total
FY 05-06	18,552	13,075	17,404	12,013	16,540	18,194	40,389	22,658	19,558	15,671	22,452	17,910	\$234,416
FY 06-07	17,573	15,112	18,640	13,613	16,046	13,522	43,804	26,183	24,496	14,984	23,820	14,309	\$242,102
FY 07-08	12,557	13,753	17,007	16,911	15,790	15,367	38,763	23,986	24,120	14,030	19,050	14,491	\$225,823
FY 08-09	16,608	6,518	17,619	16,660	12,137	18,917	34,185	24,153	23,543	13,305	21,326	15,174	\$220,144
FY 09-10	18,155	11,465	16,958	15,783	17,508	21,820	38,523	28,006	25,256	11,848	11,373	20,551	\$237,245
FY 10-11	13,129	12,048	12,897	9,879	15,398	17,949	29,477	26,228	25,881	11,947	12,763	23,457	\$211,053
FY11-12	16,754	15,044	14,426	11,636	18,117	17,824	39,240	27,031	20,537	15,347	20,664	17,185	\$233,805
FY12-13	16,181	12,238	16,706	16,141	15,741	15,790	38,845	29,537	26,560	18,521	22,490	18,599	\$247,349
FY13-14	22,105	12,360	17,553	13,857	13,193	23,048	30,309	22,511	15,960	15,701	4,899	31,259	\$222,754
FY14-15	17,203	10,389	11,932	12,827	10,384	19,606	29,414	21,603	23,259	14,670	18,592	19,341	\$209,220
FY15-16	19,440	11,794	14,763	10,411	17,126	19,820	22,472	20,953	19,132	8,042	13,687	19,058	\$196,698
FY16-17	16,779	14,921	14,197	9,869	15,001	14,486	26,529	19,709	20,500	15,670	23,582	15,702	\$206,944
FY17-18	11,720	18,418	12,053	19,320	15,417	17,486	33,245	20,443	15,773	12,811	25,742	16,047	\$218,475
FY18-19	16,217	9,575	11,982										\$37,774

