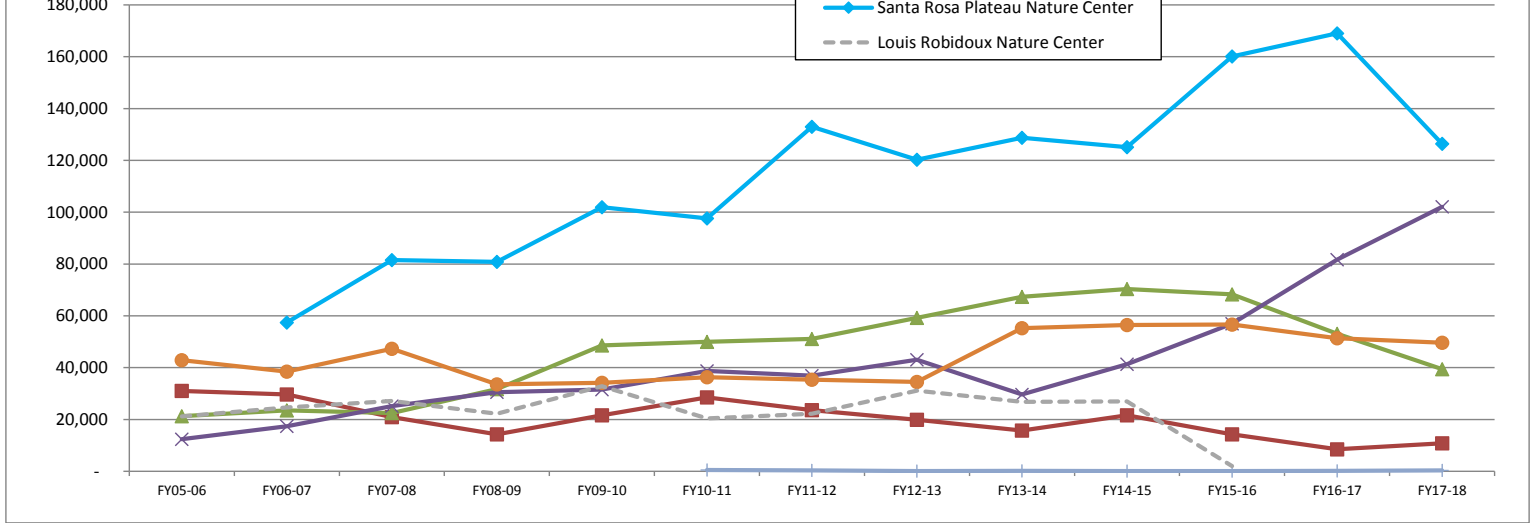




REGIONAL PARK AND OPEN SPACE DISTRICT
HISTORICAL PARK REVENUE

INTERPRETIVE Annual Revenue Trends



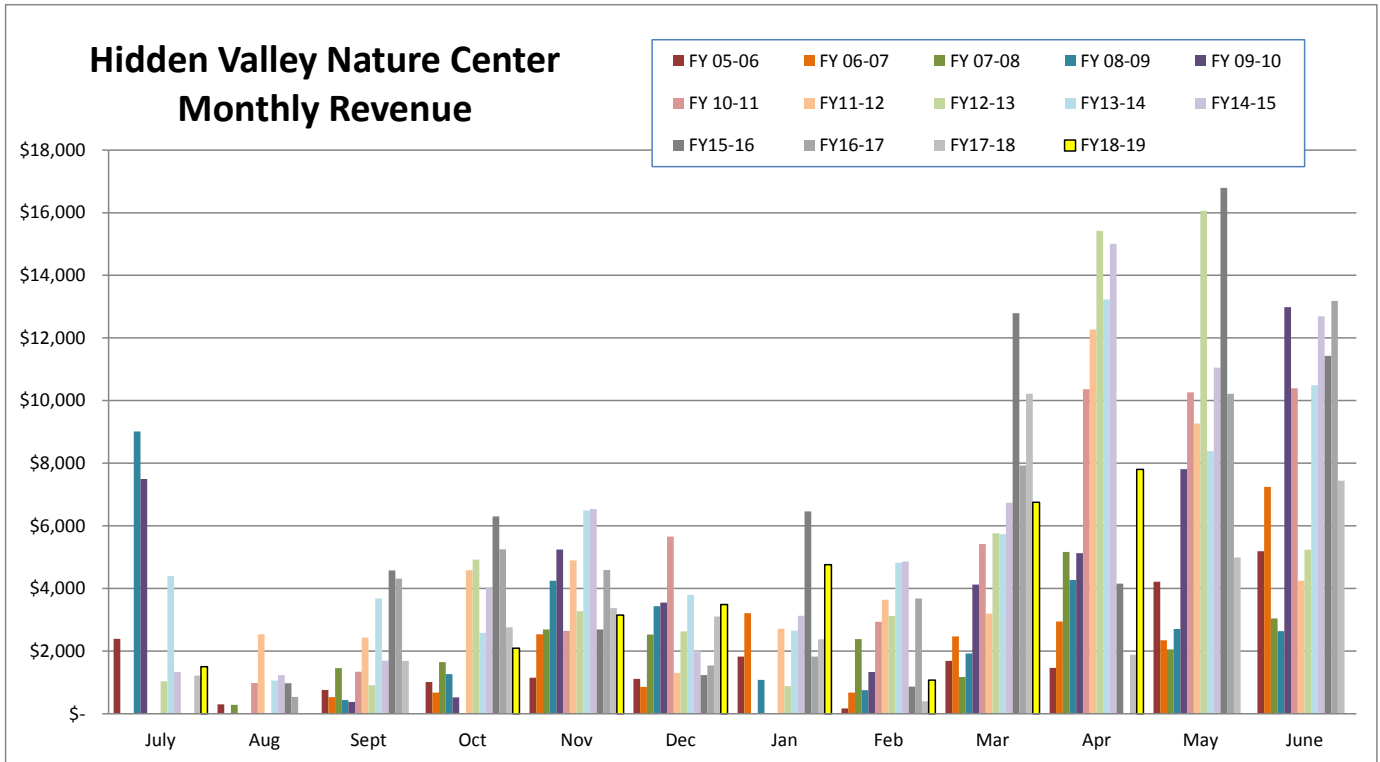
LOCATION	FY05-06	FY06-07	FY07-08	FY08-09	FY09-10	FY10-11	FY11-12	FY12-13	FY13-14	FY14-15	FY15-16	FY16-17	FY17-18
Gilman Ranch	31,007	29,616	20,945	14,228	21,656	28,536	23,646	19,874	15,757	21,587	14,241	8,511	10,819
Hidden Valley Nature Center	21,286	23,495	22,448	31,769	48,586	50,001	51,118	59,257	67,336	70,345	68,281	53,076	39,454
Idyllwild Nature Center	12,399	17,359	25,133	30,529	31,596	38,766	36,948	43,069	29,632	41,337	56,973	81,734	102,076
Jensen-Alvarado Ranch	42,841	38,513	47,310	33,565	34,126	36,310	35,380	34,475	55,227	56,498	56,651	51,320	49,662
Louis Robidoux Nature Center	21,169	24,651	27,191	22,252	32,843	20,370	22,182	31,109	26,775	26,990	2,012		
San Timoteo Schoolhouse						498	329	113	207	94	91	178	306
Santa Rosa Plateau Nature Center		57,425	81,558	80,828	101,899	97,583	132,999	120,243	128,698	125,130	160,095	169,039	126,386
GRAND TOTAL	128,702	191,059	224,584	213,172	270,705	272,064	302,600	308,140	323,632	341,981	358,343	363,858	328,704




REGIONAL PARK AND OPEN SPACE DISTRICT

HISTORICAL PARK REVENUE

Hidden Valley Nature Center



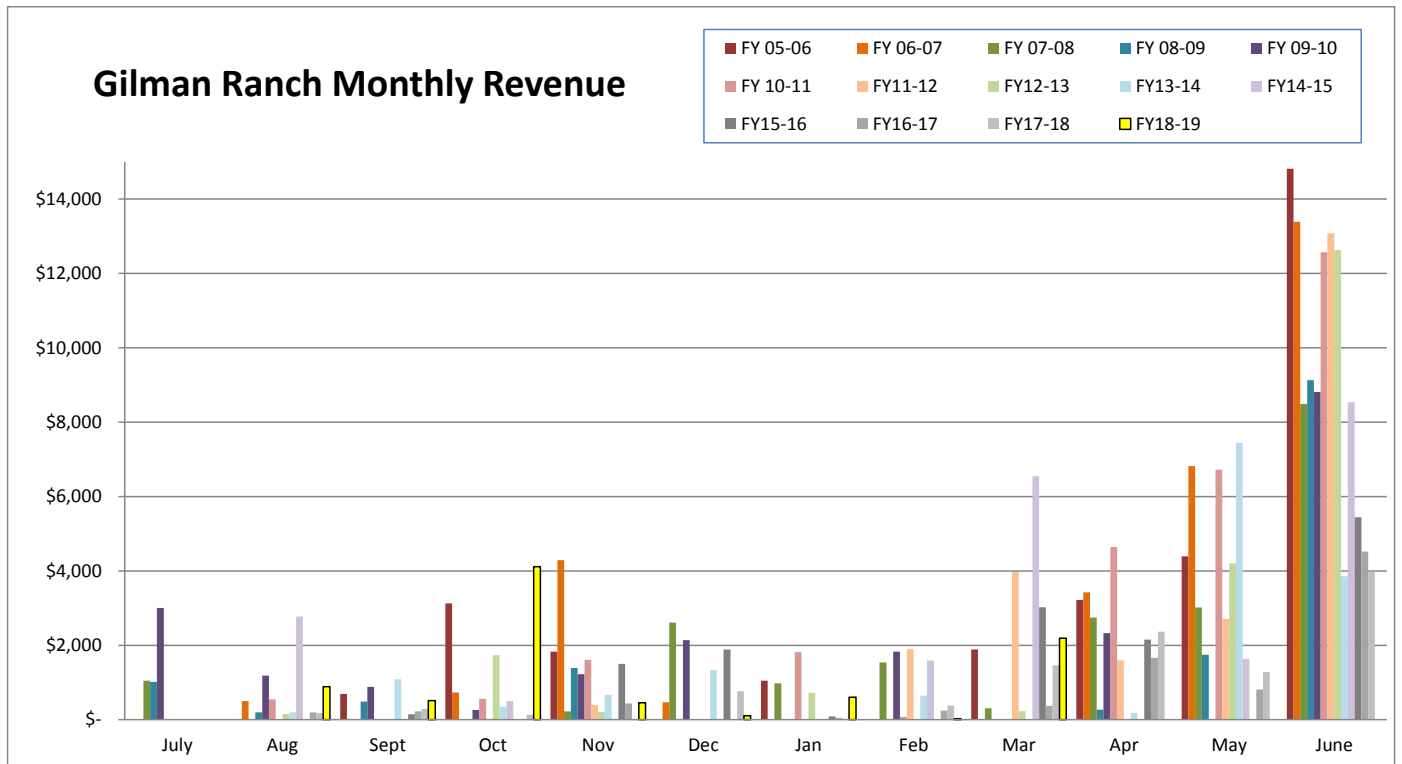
Fiscal Year	July	Aug	Sept	Oct	Nov	Dec	Jan	Feb	Mar	Apr	May	June	Total
FY 05-06	2,390	300	757	1,017	1,152	1,110	1,828	171	1,684	1,467	4,217	5,194	\$21,286
FY 06-07	-	-	529	676	2,541	860	3,215	673	2,473	2,943	2,344	7,241	\$23,495
FY 07-08	-	285	1,460	1,650	2,688	2,534	-	2,383	1,176	5,168	2,056	3,048	\$22,448
FY 08-09	9,013	-	438	1,266	4,244	3,435	1,080	756	1,922	4,273	2,705	2,637	\$31,769
FY 09-10	7,500	-	379	527	5,243	3,550	-	1,338	4,124	5,132	7,811	12,982	\$48,586
FY 10-11	-	980	1,341	-	2,646	5,656	-	2,934	5,423	10,364	10,263	10,394	\$50,001
FY 11-12	-	2,542	2,435	4,586	4,898	1,306	2,718	3,641	3,198	12,274	9,269	4,251	\$51,118
FY 12-13	1,040	-	914	4,925	3,273	2,630	885	3,120	5,762	15,420	16,055	5,233	\$59,257
FY 13-14	4,398	1,063	3,678	2,588	6,491	3,795	2,656	4,826	5,732	13,228	8,389	10,492	\$67,336
FY 14-15	1,337	1,237	1,698	4,041	6,536	2,019	3,126	4,862	6,739	15,005	11,055	12,690	\$70,345
FY 15-16	-	977	4,574	6,298	2,695	1,235	6,463	864	12,795	4,154	16,797	11,429	\$68,281
FY 16-17	-	535	4,316	5,253	4,596	1,546	1,827	3,680	7,926	-	10,217	13,180	\$53,076
FY 17-18	1,219	-	1,690	2,761	3,371	3,109	2,374	400	10,215	1,885	4,990	7,440	\$39,454
FY 18-19	1,505	-	-	2,095	3,155	3,490	4,758	1,072	6,750	7,805			\$30,630



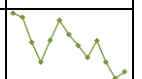


REGIONAL PARK AND OPEN SPACE DISTRICT
HISTORICAL PARK REVENUE

Gilman Ranch



Fiscal Year	July	Aug	Sept	Oct	Nov	Dec	Jan	Feb	Mar	Apr	May	June	Total
FY 05-06	-	-	692	3,129	1,827	-	1,049	-	1,890	3,216	4,392	14,813	\$31,007
FY 06-07	-	500	7	733	4,285	468	-	-	-	3,423	6,816	13,385	\$29,616
FY 07-08	1,046	-	-	-	224	2,608	977	1,539	304	2,743	3,016	8,489	\$20,945
FY 08-09	1,017	195	488	-	1,391	-	-	-	-	266	1,743	9,129	\$14,228
FY 09-10	3,003	1,185	882	260	1,223	2,138	-	1,828	-	2,323	-	8,815	\$21,656
FY 10-11	-	545	-	561	1,608	-	1,815	72	-	4,646	6,724	12,566	\$28,536
FY 11-12	-	-	-	-	398	-	-	1,895	3,974	1,598	2,706	13,075	\$23,646
FY 12-13	-	148	-	1,735	208	-	720	-	231	-	4,204	12,627	\$19,874
FY 13-14	-	197	1,089	347	669	1,331	-	646	-	185	7,441	3,853	\$15,757
FY 14-15	-	2,775	-	502	-	-	-	1,593	6,548	-	1,638	8,533	\$21,587
FY 15-16	-	-	145	-	1,501	1,890	85	-	3,026	2,149	-	5,445	\$14,241
FY 16-17	-	198	225	-	433	-	46	242	373	1,662	810	4,523	\$8,511
FY 17-18	-	178	289	130	-	762	-	375	1,460	2,367	1,279	3,979	\$10,819
FY 18-19	-	889	513	4,116	456	105	600	20	2,190	-			\$8,889

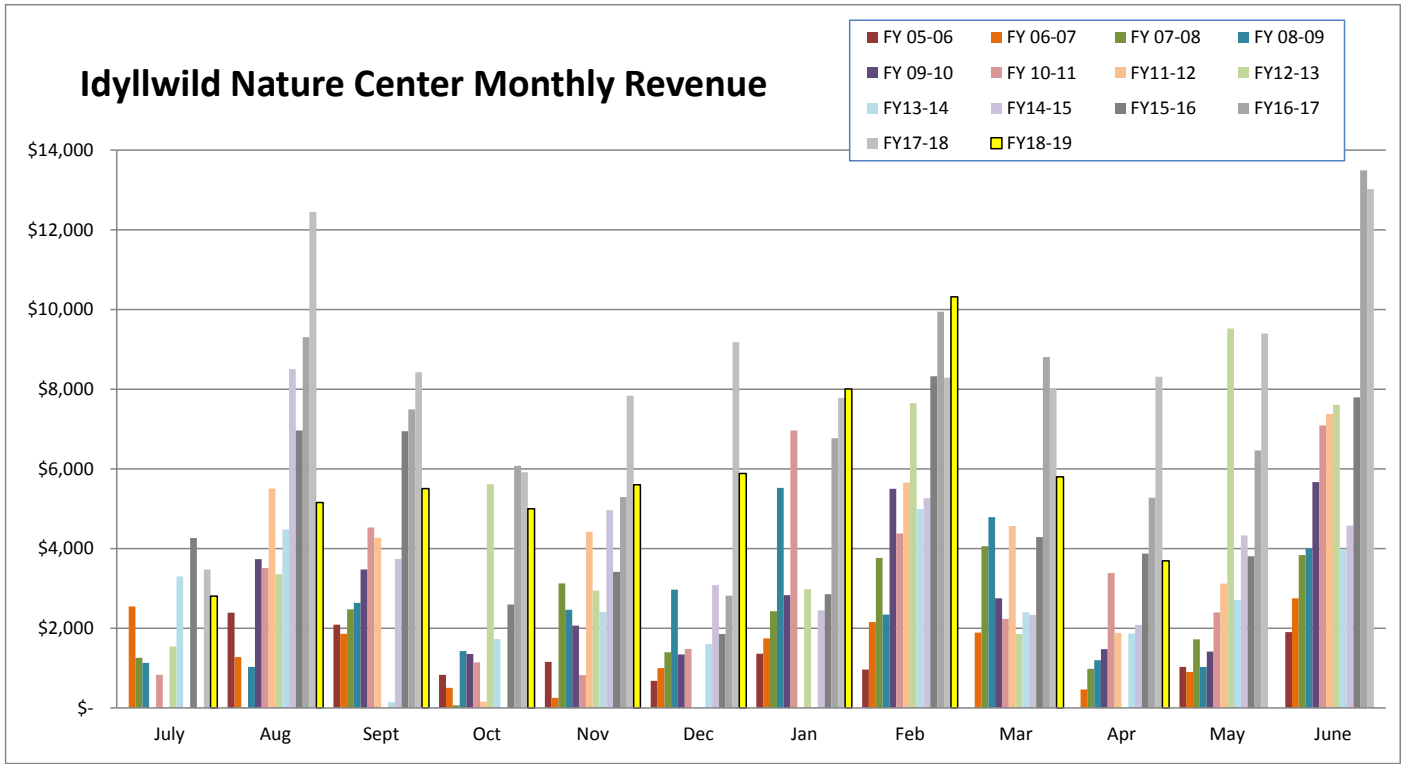




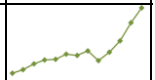
REGIONAL PARK AND OPEN SPACE DISTRICT

HISTORICAL PARK REVENUE

Idyllwild Nature Center



Fiscal Year	July	Aug	Sept	Oct	Nov	Dec	Jan	Feb	Mar	Apr	May	June	Total
FY 05-06	-	2,390	2,089	829	1,157	678	1,362	961	-	-	1,030	1,904	\$12,399
FY 06-07	2,545	1,277	1,863	505	255	998	1,749	2,157	1,889	464	904	2,754	\$17,359
FY 07-08	1,257	25	2,473	68	3,125	1,398	2,429	3,765	4,057	982	1,719	3,835	\$25,133
FY 08-09	1,130	1,028	2,638	1,425	2,463	2,972	5,525	2,340	4,789	1,196	1,027	3,997	\$30,529
FY 09-10	-	3,734	3,474	1,357	2,064	1,341	2,827	5,498	2,749	1,476	1,413	5,665	\$31,596
FY 10-11	830	3,512	4,531	1,146	823	1,480	6,964	4,376	2,233	3,387	2,396	7,087	\$38,766
FY 11-12	-	5,505	4,268	154	4,423	-	-	5,653	4,562	1,885	3,121	7,377	\$36,948
FY 12-13	1,543	3,355	-	5,614	2,942	-	2,982	7,648	1,852	-	9,524	7,609	\$43,069
FY 13-14	3,303	4,482	143	1,728	2,410	1,604	-	4,991	2,404	1,869	2,710	3,989	\$29,632
FY 14-15	-	8,507	3,737	-	4,965	3,082	2,449	5,266	2,337	2,086	4,329	4,579	\$41,337
FY 15-16	4,262	6,965	6,943	2,596	3,412	1,857	2,854	8,325	4,288	3,872	3,803	7,795	\$56,973
FY 16-17	-	9,306	7,493	6,079	5,292	2,817	6,770	9,946	8,806	5,276	6,460	13,491	\$81,734
FY 17-18	3,472	12,447	8,424	5,914	7,836	9,178	7,781	8,288	8,010	8,311	9,396	13,020	\$102,076
FY 18-19	2,803	5,154	5,506	5,002	5,600	5,882	8,002	10,318	5,797	3,689			\$57,753

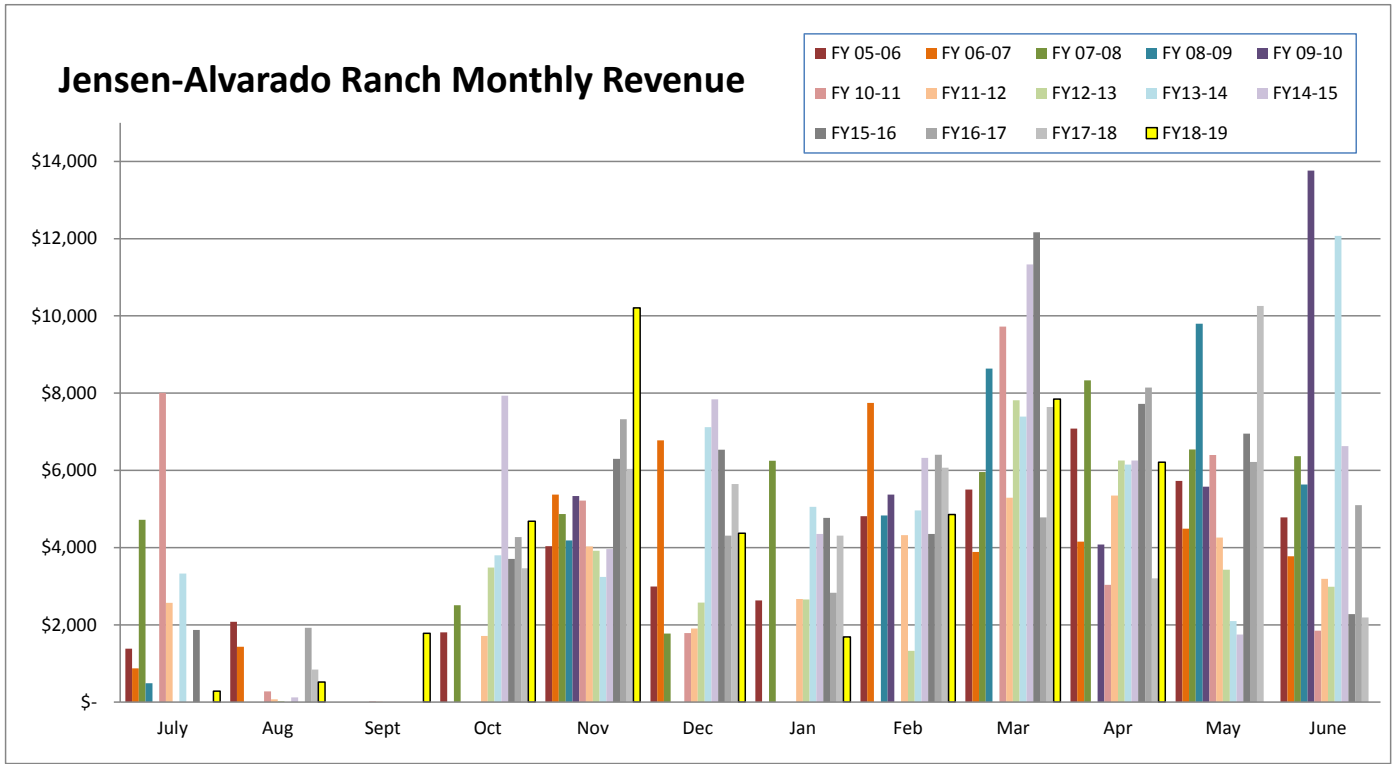




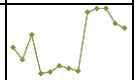
REGIONAL PARK AND OPEN SPACE DISTRICT

HISTORICAL PARK REVENUE

Jensen-Alvarado Ranch



Fiscal Year	July	Aug	Sept	Oct	Nov	Dec	Jan	Feb	Mar	Apr	May	June	Total
FY 05-06	1,384	2,080	-	1,805	4,038	2,992	2,630	4,815	5,505	7,082	5,725	4,785	\$42,841
FY 06-07	874	1,430	-	-	5,376	6,776	-	7,750	3,890	4,152	4,490	3,775	\$38,513
FY 07-08	4,718	-	-	2,505	4,870	1,775	6,250	-	5,955	8,330	6,542	6,365	\$47,310
FY 08-09	487	-	-	-	4,183	-	-	4,830	8,635	-	9,795	5,635	\$33,565
FY 09-10	-	-	-	-	5,335	-	-	5,370	-	4,080	5,575	13,766	\$34,126
FY 10-11	8,010	275	14	-	5,215	1,785	-	-	9,725	3,036	6,400	1,850	\$36,310
FY 11-12	2,572	69	8	1,711	4,032	1,903	2,668	4,325	5,294	5,348	4,260	3,190	\$35,380
FY 12-13	-	30	-	3,481	3,918	2,579	2,655	1,325	7,817	6,255	3,430	2,985	\$34,475
FY 13-14	3,329	-	-	3,800	3,242	7,122	5,058	4,964	7,392	6,148	2,098	12,074	\$55,227
FY 14-15	-	121	-	7,932	3,962	7,838	4,354	6,324	11,332	6,258	1,750	6,627	\$56,498
FY 15-16	1,868	-	-	3,705	6,297	6,536	4,771	4,353	12,168	7,725	6,951	2,277	\$56,651
FY 16-17	-	1,925	-	4,276	7,326	4,312	2,831	6,405	4,782	8,145	6,217	5,102	\$51,320
FY 17-18	-	840	-	3,468	6,039	5,647	4,308	6,067	7,642	3,204	10,257	2,190	\$49,662
FY 18-19	280	520	1,779	4,682	10,210	4,375	1,689	4,858	7,845	6,213			\$42,451

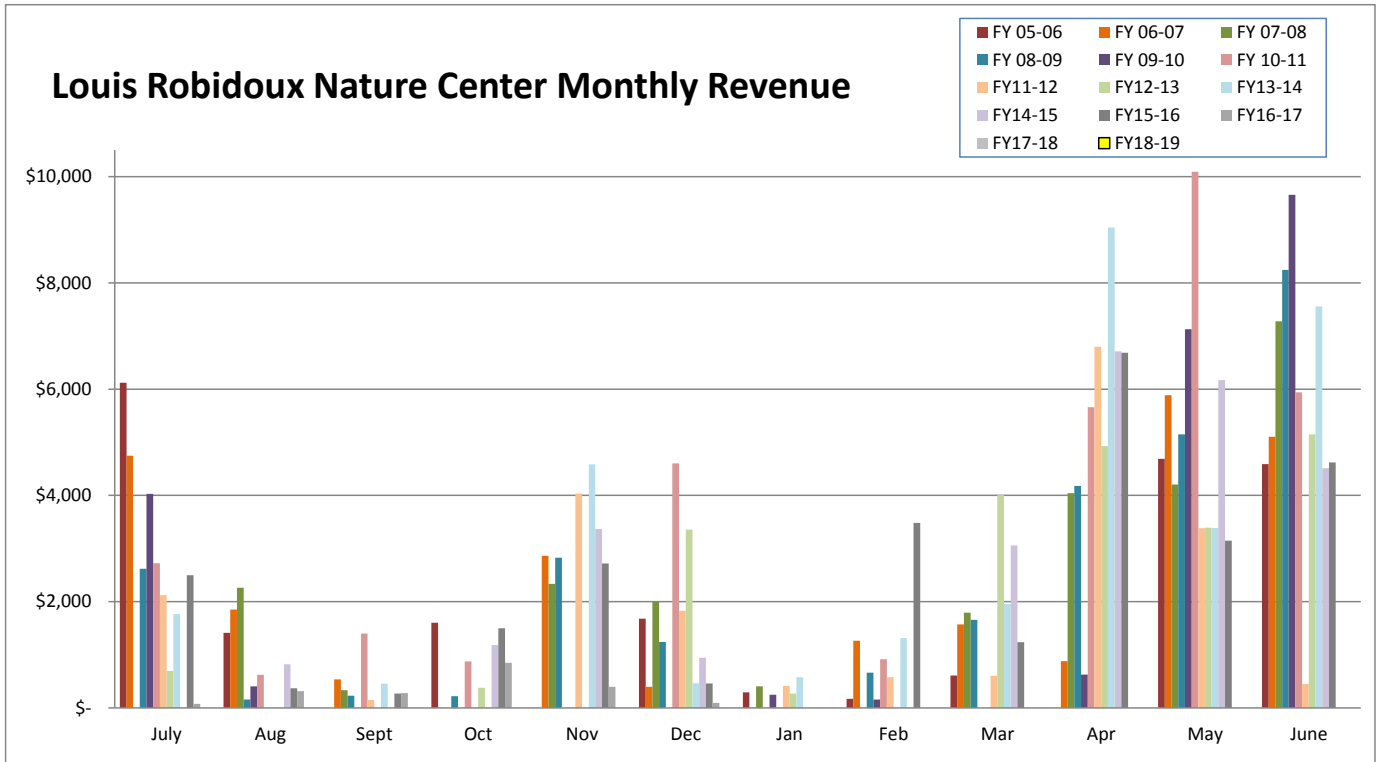




REGIONAL PARK AND OPEN SPACE DISTRICT

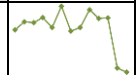
HISTORICAL PARK REVENUE

Louis Robidoux Nature Center



Fiscal Year	July	Aug	Sept	Oct	Nov	Dec	Jan	Feb	Mar	Apr	May	June	Total
FY 05-06	6,122	1,415	-	1,605	-	1,678	292	172	608	-	4,688	4,589	\$21,169
FY 06-07	4,748	1,852	536	-	2,864	395	-	1,262	1,570	881	5,886	5,104	\$25,098
FY 07-08	-	2,261	333	-	2,333	2,001	404	-	1,792	4,044	4,204	7,279	\$24,651
FY 08-09	2,619	156	232	223	2,827	1,241	-	664	1,656	4,176	5,151	8,246	\$27,191
FY 09-10	4,028	408	-	-	-	-	249	155	-	626	7,126	9,660	\$22,252
FY 10-11	2,725	625	1,401	877	-	4,605	-	918	-	5,659	10,094	5,939	\$32,843
FY 11-12	2,123	-	151	-	4,034	1,828	416	576	606	6,799	3,385	452	\$20,370
FY 12-13	697	-	-	380	-	3,356	272	-	4,006	4,930	3,391	5,150	\$22,182
FY 13-14	1,768	-	455	-	4,586	465	577	1,316	1,954	9,045	3,388	7,555	\$31,109
FY 14-15	-	823	-	1,184	3,371	944	-	-	3,058	6,713	6,172	4,510	\$26,775
FY 15-16	2,499	371	269	1,500	2,718	460	-	3,481	1,235	6,687	3,148	4,622	\$26,990
FY 16-17	76	316	280	848	396	96							\$2,012
FY 17-18													\$0
FY 18-19													\$0

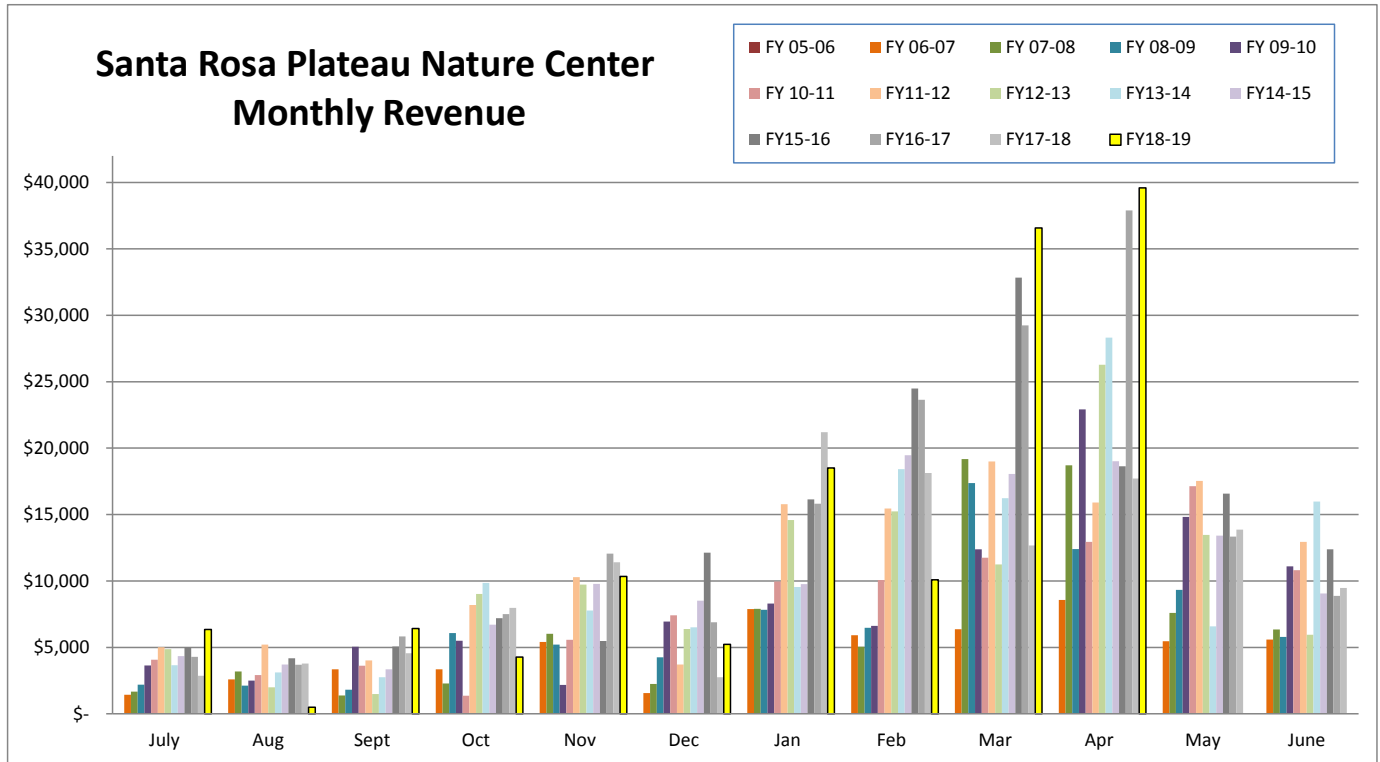
Excludes operational support contributions





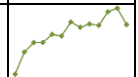
REGIONAL PARK AND OPEN SPACE DISTRICT
 HISTORICAL PARK REVENUE

Santa Rosa Plateau Nature Center



Fiscal Year	July	Aug	Sept	Oct	Nov	Dec	Jan	Feb	Mar	Apr	May	June	Total
FY 05-06													\$0
FY 06-07	1,433	2,597	3,339	3,347	5,400	1,564	7,874	5,916	6,356	8,561	5,458	5,580	\$57,425
FY 07-08	1,665	3,183	1,372	2,284	6,030	2,253	7,895	5,048	19,175	18,711	7,593	6,349	\$81,558
FY 08-09	2,186	2,124	1,815	6,069	5,202	4,253	7,820	6,478	17,367	12,405	9,326	5,784	\$80,828
FY 09-10	3,632	2,502	5,051	5,504	2,165	6,939	8,290	6,609	12,383	22,909	14,814	11,102	\$101,899
FY 10-11	4,065	2,912	3,621	1,355	5,571	7,404	9,961	10,077	11,749	12,941	17,126	10,802	\$97,583
FY 11-12	5,002	5,215	4,014	8,191	10,285	3,714	15,779	15,447	18,988	15,898	17,523	12,943	\$132,999
FY 12-13	4,858	1,997	1,486	9,012	9,724	6,391	14,592	15,238	11,245	26,283	13,474	5,944	\$120,243
FY 13-14	3,650	3,107	2,756	9,849	7,770	6,508	9,542	18,422	16,227	28,318	6,578	15,969	\$128,698
FY 14-15	4,341	3,708	3,343	6,707	9,785	8,508	9,753	19,467	18,047	19,009	13,407	9,053	\$125,130
FY 15-16	5,006	4,177	5,058	7,192	5,480	12,132	16,144	24,487	32,842	18,630	16,575	12,373	\$160,095
FY 16-17	4,290	3,689	5,818	7,494	12,060	6,890	15,822	23,633	29,243	37,895	13,335	8,868	\$169,039
FY 17-18	2,863	3,788	4,551	7,977	11,401	2,750	21,207	18,120	12,679	17,712	13,868	9,471	\$126,386
FY 18-19	6,340	489	6,419	4,267	10,345	5,235	18,499	10,088	36,576	39,595			\$137,853

Excludes \$45K annual operational support from Friends of SRPNC

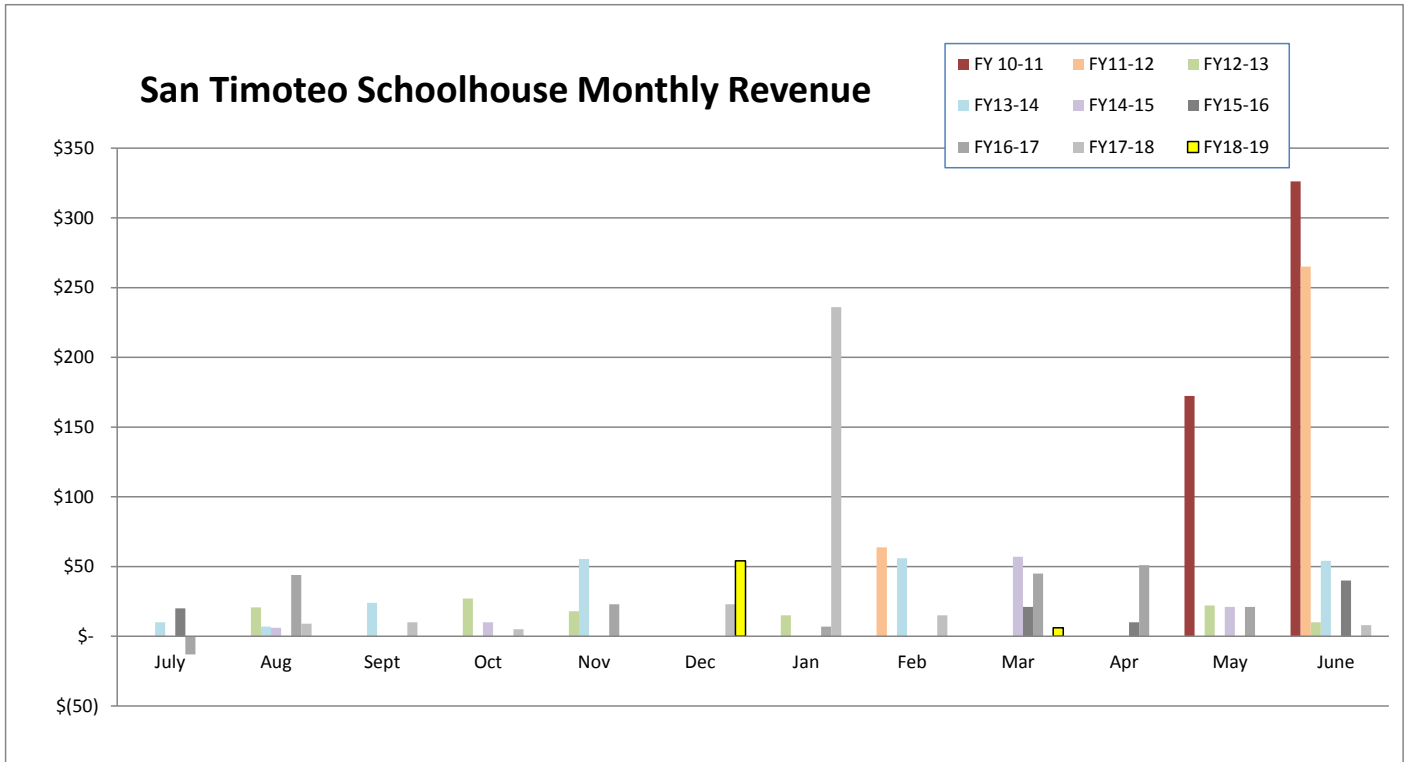




REGIONAL PARK AND OPEN SPACE DISTRICT

HISTORICAL PARK REVENUE

San Timoteo Schoolhouse



Fiscal Year	July	Aug	Sept	Oct	Nov	Dec	Jan	Feb	Mar	Apr	May	June	Total
FY 05-06													\$0
FY 06-07													\$0
FY 07-08													\$0
FY 08-09													\$0
FY 09-10													\$0
FY 10-11											172	326	\$498
FY 11-12	-	-	-	-	-	-	-	64	-	-	-	265	\$329
FY 12-13	-	21	-	27	18	-	15	-	-	-	22	10	\$113
FY 13-14	10	7	24	-	56	-	-	56	-	-	-	54	\$207
FY 14-15	-	6	-	10	-	-	-	-	57	-	21	-	\$94
FY 15-16	20	-	-	-	-	-	-	-	21	10	-	40	\$91
FY 16-17	(13)	44	-	-	23	-	7	-	45	51	21	-	\$178
FY 17-18	-	9	10	5	-	23	236	15	-	-	-	8	\$306
FY 18-19	-	-	-	-	-	54	-	-	6	-	-	-	\$60

